



# DAEMEN WILDCATS

**ATHLETIC COMMUNICATIONS** | MBB Contact: Mike Miranto  
(716) 839-8385 | mmiranto@daemen.edu | @DaemenMBB

## 2021-22 DAEMEN MEN'S BASKETBALL GAME NOTES

GAME #28

### ECC CHAMPIONSHIP SEMIFINALS

Date Mar. 5  
Time 3:30 p.m.  
Locations Sparkill, NY  
Venues Aquinas Hall  
TV/Webstream ECC Network  
Live Stats stacathletics.com

### SCHEDULE/RESULTS

**OVERALL:** 19-8 | **ECC:** 16-2 | **STREAK:** W1  
**HOME:** 10-2 | **AWAY:** 8-5 | **NEUTRAL:** 1-1

#### OCTOBER (1-2)

29 vs. (RV) MSU Moorhead ^ W, 67-63  
30 vs. #4 Colorado Mesa ^ L, 76-65  
31 at #3 West Texas A&M ^ L, 69-66

#### NOVEMBER (2-2)

18 at #12/#15 Mercyhurst L, 85-63  
23 at Staten Island \* W, 80-61  
27 **ST. ROSE** W, 83-71  
29 at #7/#4 West Liberty L, 63-61

#### DECEMBER (3-2)

6 at Le Moyne L, 84-77  
8 **ROBERTS WESLEYAN \*** W, 81-72  
12 **BRIDGEPORT \*** W, 71-59  
18 **FRANKLIN PIERCE \$** L, 83-80  
20 at Dist. Columbia \* W, 74-64

#### JANUARY (8-0)

5 **PACE** W, 83-72  
8 at D'Youville \* W, 92-76  
14 **MOLLOY \*** W, 93-59  
16 **QUEENS \*** W, 76-61  
21 at St. Thomas Aquinas \* W, 73-61  
23 at Mercy \* W, 76-59  
28 **STATEN ISLAND \*** W, 91-52  
30 **DIST. COLUMBIA \*** W, 66-58

#### FEBRUARY (5-2)

2 at Roberts Wesleyan \* W, 101-71  
5 at Bridgeport \* W, 95-74  
9 **D'YOUVILLE \*** W, 97-52  
18 **#21 ST. THOMAS AQUINAS \*** L, 75-70 (OT)  
20 **MERCY \*** W, 84-47  
24 at Molloy \* L, 81-72  
26 at Queens \* W, 67-55

#### MARCH (0-0)

5 vs. Molloy # 3:30 PM

#### HOME GAMES IN BOLD CAPS

^ D2CCA Tip-Off Classic (Canton, Texas)

% East Region Challenge

\$ Game Played At KeyBank Center (Buffalo, N.Y.)

\* East Coast Conference Game

# ECC Championship Tournament

### THE MATCHUP



Molloy  
12-16 (10-8 ECC)  
3  
- / -

Charles Marquardt  
28th season  
312-455 (.407)  
W. Muller (14.4)  
W. Muller (6.2)  
D. Fergus (3.9)  
@molloylions  
molloylions.com



**Team Record**  
19-8 (16-2 ECC)  
**ECC Seed**  
2  
**D2SIDA / NABC**  
- / RV  
**Head Coach**  
Mike MacDonald  
**Experience**  
25th season  
**Career Record**  
415-291 (.588)  
**Top Scorer**  
A. Sischo (22.4)  
**Top Rebounder**  
A. Sischo (13.0)  
**Top Assists**  
R. Salzberg (3.4)  
**Twitter**  
@DaemenMBB  
**Website**  
daemenwildcats.com

### PROBABLE STARTERS



#	Name	Pos.	Ht.	Yr.	PPG	RPG	APG	FG%	3FG%
2	S. Fasoyiro	G	6-3	Gr.	12.9	6.0	2.9	.469	.409
4	K. Harris	G	6-3	Gr.	8.1	3.9	2.8	.377	.383
5	R. Salzberg	G	6-4	Jr.	7.4	2.7	3.4	.393	.358
15	A. Mason	G	6-3	So.	9.1	3.7	2.1	.471	.444
22	A. Sischo	C	6-9	Gr.	22.4	13.0	1.3	.594	.286

### OFF THE BENCH

10	T. Book	G	6-4	R-Jr.	1.6	1.3	0.2	.421	.250
11	J. Johnson	G	6-0	So.	2.2	0.6	0.9	.394	.308
13	N. MacDonald	G	6-5	Jr.	7.3	1.7	1.7	.401	.393
30	Z. Veiga	F	6-4	Gr.	3.3	1.4	0.7	.471	.389
33	J. Atkins	G/F	6-5	R-Jr.	4.1	2.8	0.2	.574	.000

## NUMERICAL ROSTER

#	Name	Pos.	Ht.	Yr.	Hometown
2	Sean Fasoyiro	G	6-3	Gr.	Houston, Texas
3	Tyler Hind	G	5-11	So.	Randolph, N.Y.
4	Kyle Harris	G	6-3	Gr.	Buffalo, N.Y.
5	Ryan Salzberg	G	6-4	Jr.	Manlius, N.Y.
10	Trevor Book	G	6-4	R-Jr.	N. Tonawanda, N.Y.
11	Justin Johnson	G	6-0	So.	Buffalo, N.Y.
12	Patrick Higgins	G	5-10	R-So.	Pennington, N.J.
13	Nick MacDonald	G	6-5	Jr.	Amherst, N.Y.
15	Andrew Mason	G	6-3	So.	Webster, N.Y.
21	Sayeed Osorio	G	6-1	Sr.	New York, N.Y.
22	Andrew Sischo	C	6-9	Gr.	Guilderland, N.Y.
23	Justin Hemphill	F	6-6	So.	Buffalo, N.Y.
24	Ziv Basden	F	6-5	Gr.	Nassau, Bahamas
25	Ryan Bradley	F	6-7	R-Jr.	Niagara Falls, N.Y.
30	Zecaree Veiga	F	6-4	Gr.	Riverside, R.I.
33	Joey Atkins	F	6-5	R-Jr.	Watervliet, N.Y.
35	Tyler Putney	G	6-6	Fr.	Fredonia, N.Y.
45	Justin Pouppey	G	5-10	R-So.	Buffalo, N.Y.

## COACHING STAFF

Head Coach: **Mike MacDonald** (St. Bonaventure '88); 8th season  
Assistant Coach: **Ryan Grandits** (Medaille '15)  
Assistant Coach: **Matt Hart** (George Washington '17)  
Assistant Coach: **Matt Hartman** (Hilbert '21)  
Director of Player Development: **David Johnson** (Daemen '10)  
Athletic Trainer: **Jeff Sage** (SUNY Brockport '94)  
Strength & Conditioning Coach: **Katie Eschner** (Slippery Rock '15)

## PRONUNCIATIONS

2	Sean <b>FASOYIRO</b>	Fass-oh-yeer-oh
3	Tyler <b>HIND</b>	High-nd
11	<b>JUSTON</b> Johnson	Justin
21	<b>SAYEED OSORIO</b>	Sy-eed Oh-sor-ee-oh
22	Andrew <b>SISCHO</b>	Siss-koh
23	Justin <b>HEMPHILL</b>	Hemp-hill
24	Ziv <b>BASDEN</b>	Bayz-din
30	Zecaree <b>VEIGA</b>	Vay-gah
45	Justin <b>POUMPEY</b>	Pom-pay

## BUILDING THE WILDCATS

### BY POSITION

		BY CLASS	
Guard	12	Freshman	1
Forward	5	R-Freshman	0
Center	1	Sophomore	4

### BY HEIGHT

6-9	1	Junior	2
6-7	1	R-Junior	3
6-6	2	Senior	1
6-5	3	R-Senior	0
6-4	3	Graduate	5
6-3	3		
6-1	1	<b>BY STATE/COUNTRY</b>	
6-0	1	New Jersey	1
5-11	1	New York	14
5-10	2	Rhode Island	1
		Texas	1
		Bahamas	1

## QUICK FACTS

### GENERAL INFORMATION

Location	Amherst, N.Y.
Founded	1947 (as Rosary Hill College)
Enrollment	2,760
School Colors	Medium Blue, Gray & White
Nickname	Wildcats
Home Facility	Lumsden Gymnasium
Capacity	1,000
Opened	1984
Affiliation	NCAA Division II
Conference	East Coast Conference (ECC)
President	Dr. Gary A. Olson
Director of Athletics	Traci Murphy
Senior Woman Administrator	Karen Roehling
Faculty Athletics Representative	Kevin Telford
Athletics Department Phone	(716) 839-8346

### HISTORY

Start of Modern Statistical Era	1986-87
Overall Record (Win %)	607-457 (.570)
NAIA Membership	1986-87 to 2011-12
American Mideast Conference	2001-02 to 2011-12
NAIA Tournament Berths / Years	4 / 2000, 2004, 2006, 2012
NAIA Era Record / # of Seasons	401-379 / 26
USCAA Membership	2012-13 to 2014-15
USCAA Tournament Berths / Years	3 / 2013, 2014, 2015
USCAA National Championships / Years	1 / 2015
USCAA Era Record / # of Seasons	69-23 / 3
NCAA Division II Transition Period	2012-13 to 2014-15
NCAA Division II Membership	2015-15 to Present
East Coast Conference	2013-14 to Present
ECC Record / # of Seasons	122-35 / 9
ECC Regular Season Titles / Years	2 / 2014, 2019
NCAA Tournament Berths / Years	3 / 2019, 2020, 2021
NCAA Regional Championships / Years	1 / 2021
NCAA Era Record / # of Seasons	137-55 / 7

### ECC/NCAA ERA YEAR-BY-YEAR

Season	Overall		Conference		Coach
	W-L	Pct.	W-L	Pct.	
2013-14 *	21-7	.750	17-3	.850	D. Silveri
2014-15 *	21-10	.677	13-7	.650	M. MacDonald
2015-16 ^	19-10	.655	14-6	.700	M. MacDonald
2016-17	19-9	.679	12-6	.667	M. MacDonald
2017-18	22-8	.733	15-3	.833	M. MacDonald
2018-19	24-6	.800	16-2	.889	M. MacDonald
2019-20	24-8	.750	12-4	.750	M. MacDonald
2020-21	10-6	.625	7-2	.778	M. MacDonald
2021-22	19-8	.704	16-2	.889	M. MacDonald

\* ineligible for ECC/NCAA postseason (transition period)

^ first season of full NCAA Division II membership

**2013-14 ECC Regular Season Champions**

**2015-16 ECC Championships Finalist**

**2018-19 ECC Regular Season Champions**

**2020-21 ECC Championships Finalist**

**2019 NCAA Tournament**

**2020 NCAA Tournament**

**2021 NCAA Tournament | East Region Champions | Elite Eight**

## RADIO/TV ROSTER



**#2 Sean Fasoyiro**  
6-3 | G | Gr.  
Houston, Texas




**#3 Tyler Hind**  
5-11 | G | So.  
Randolph, N.Y.



**#4 Kyle Harris**  
6-3 | G | Gr.  
Buffalo, N.Y.



**#5 Ryan Salzberg**  
6-4 | G | Jr.  
Manlius, N.Y.



**#10 Trevor Book**  
6-4 | G | R-Jr.  
N. Tonawanda, N.Y.



**#11 Juston Johnson**  
6-0 | G | So.  
Buffalo, N.Y.



**#12 Patrick Higgins**  
5-10 | G | R-So.  
Pennington, N.J.



**#13 Nick MacDonald**  
6-5 | G | Jr.  
Amherst, N.Y.



**#15 Andrew Mason**  
6-3 | G | So.  
Webster, N.Y.




**#21 Sayeed Osorio**  
6-1 | G | Sr.  
New York, N.Y.



**#22 Andrew Sischo**  
6-9 | C | Gr.  
Guilderland, N.Y.



**#23 Justin Hemphill**  
6-6 | F | So.  
Buffalo, N.Y.



**#24 Ziv Basden**  
6-5 | F | Gr.  
Nassau, Bahamas



**#25 Ryan Bradley**  
6-7 | F | R-Jr.  
Niagara Falls, N.Y.



**#30 Zecaree Veiga**  
6-4 | F | Gr.  
Riverside, R.I.



**#33 Joey Atkins**  
6-5 | F | R-Jr.  
Watervliet, N.Y.




**#35 Tyler Putney**  
6-6 | G | Fr.  
Fredonia, N.Y.




**#45 Justin Pouppey**  
5-10 | G | R-So.  
Buffalo, N.Y.



**Mike MacDonald**  
Head Coach



**Ryan Grandits**  
Assistant Coach



**Matt Hart**  
Assistant Coach



**Matt Hartman**  
Assistant Coach



**David Johnson**  
Player Development



## BY THE NUMBERS

**1986-87**

First Season of Modern Era

**607**

Modern Era Wins

**.842**

Home Winning Percentage  
In NCAA Era

**27**

Most Wins In A Season  
(2012-13)

**27**

1,000 Point Scorers

**23**

Winning Seasons

**13**

20-Win Seasons

**10**

National Tournament Berths  
(NAIA, USCAA, NCAA)

**2015-16**

First Season Of NCAA Era

**137**

NCAA Era Wins

**122**

East Coast Conference Wins

**24**

Most Wins Of NCAA Era  
(2018-19, 2019-20)

**23**

All-ECC Selections

**2**

East Coast Conference  
Regular Season  
Championships

**3**

NCAA Tournament Berths

**2**

Consensus All-American



## JUMP BALL

The Daemen Wildcats enter postseason play as the No. 2 seed in the East Coast Conference Championship tournament and will face third-seeded Molloy (12-16, 10-8) in Saturday's second semifinal game. The Wildcats have won 14 of their last 16 contests, but one of their recent losses was to this streaking Molloy team that has won five straight games. The winner of Saturday's game moves on to Sunday's tournament final to face either St. Thomas Aquinas or Roberts Wesleyan.

## RELOADED

Daemen returns 11 players, including all five starters, from their regional championship team - players responsible for 98% of scoring, 99% of rebounding and assists from a season ago. None is bigger, both literally and figuratively, than center Andrew Sischo who returns for a fifth collegiate season after averaging 26.9 points and 13.0 rebounds per game last season. Fellow All-ECC picks Sean Fasoyiro (13.9 ppg, 7.1 rpg, 3.9 apg) and Kyle Harris (12.5 ppg, 39% 3PT) also return, along with Ryan Salzberg (8.6 ppg, 36% 3PT) and Andrew Mason (12.6 ppg, 6.1 rpg, 49% 3PT).

## A MAGICAL RUN

The Wildcats earned their third consecutive NCAA tournament berth and captured their first regional title last March. After entering the tournament as the No. 2 seed in the East Regional, the Wildcats ran to an 81-69 win over third-seeded Bloomfield in the regional semifinals, marking the program's first-ever NCAA tournament victory. The Wildcats followed up with a 71-70 defeat of top-seeded St. Thomas Aquinas in the regional final, avenging a loss just nine days prior in the ECC Championship final. Andrew Sischo was named the Most Outstanding Player of the East Regional after netting 25 points and grabbing 13 rebounds in the final. The Wildcats' run came to an end just over a week later in Evansville, Indiana where they suffered a 97-83 loss in the Elite Eight to top-seeded and eventual national runner-up West Texas A&M. The Wildcats finished with a 10-6 overall record and were ranked ninth in the final D2SIDA national media poll.

## BIG MAN ON CAMPUS

Graduate student Andrew Sischo is arguably the most decorated Daemen student-athlete of all-time. He is the active leader in career points (2,829), rebounds (1,451) and double-doubles (82) across all NCAA divisions. A two-time consensus All-American, Sischo is coming off his finest season to date as he averaged career-highs in scoring (26.9 ppg - a Daemen record) and

rebounding (13.0 rpg). Sischo has scored 10+ points in 92 of his last 93 games, and has gone for 20+ points in 36 of his last 48 contests. He has led Division II in double-doubles in each of the last two seasons. Sischo was named the East Conference Preseason Player of the Year for an unprecedented fourth time.

## MILESTONE MOMENTS

It's been another season filled with milestone moments for Daemen big man Andrew Sischo. In the course of the season, he has:

- vs. MSU Moorhead (10/29) - became Daemen's all-time leading rebounder
  - vs. Colorado Mesa (10/30) - became the ECC's all-time leading scorer
  - vs. Pace (1/5) - recorded 2,500th career point
  - vs. D'Youville (1/8) - became the ECC's all-time leading rebounder; became the all-time leading scorer from a WNY collegiate institution
  - vs. Molloy (2/24) - appeared in his 130th game, more than any player in team history
- Sischo became Daemen's all-time scoring leader last season and is the first player in program history to reach 2,000 points. He is only the second player in ECC history with 2,000 points and 1,000 rebounds and holds Daemen and ECC records for career field goals (1,122).

## RETURN OF THE MAC

Mike MacDonald returns for his eighth season on Daemen's bench and his 25<sup>th</sup> overall as a collegiate head coach. The veteran mentor has led Daemen to a 158-65 record since taking the reins in 2014. The Wildcats rank second in victories among all East Coast Conference and New York State Division II teams in that span. He has won more games at Daemen than during previous stints as the head coach at Canisius and Medaille. MacDonald is among an elite fraternity of coaches to have achieved 100 victories across all three NCAA divisions. Daemen's 81-72 win over Roberts Wesleyan on Dec. 8 was the 400th of his career.

## THE ELUSIVE RING

Daemen is making its seventh consecutive ECC tournament appearance and seeking its first championship. The Wildcats are two-time ECC regular season champions (2013-14 & 2018-19) and have advanced to the semifinal round in all seven of their ECC tournament berths. Daemen has played in the tournament's final round on two occasions, falling in 2016 and 2021 to St. Thomas Aquinas.

## MOLLOY SCOUTING REPORT

The Molloy Lions are longtime members of the East Coast Conference and are led by veteran head coach Charles Marquardt. The elder statesman among ECC coaches, Marquardt is in his 28th season at the helm and has more than 300 victories in his career. The Lions return 11 players and four starters from their team that finished 3-8 overall and 2-6 in ECC play during the COVID-19-shortened 2020-21 season.

The Lions appear to be peaking at the right time and will enter Saturday's semifinal as winners of five straight games. That includes an 81-72 win over Daemen on Feb. 24 in which the Lions shot 50% from the field and dished 21 assists. After averaging 69.5 points through the first 23 games of the season, Molloy is producing 81.4 points and shooting 49% overall and 41% from three-point range during their winning streak.

Senior guard Steven Torre has fueled the Molloy streak. Torre has reached double figures in eight straight games, averaging 21.1 points in that span – a significant uptick from his season average (12.8). Torre has made at least three three-pointers in seven of those eight contests.

Junior forward William Muller is producing career-high numbers (14.4 ppg, team-high 6.3 rpg) and leads the Lions in scoring and rebounding. Darren Fergus, a 6-foot-1 guard, is also producing (14.3 ppg, 6.2 rpg, 3.9 apg).

Molloy advanced to Saturday's semifinal by defeating sixth-seeded District of Columbia, 76-69. The Lions closed on a 16-3 run to wipe out a late six-point deficit. Torre drilled five three-pointers, including two in the final four minutes, and totaled a game-high 26 points.

### THE SERIES: DAEMEN VS. MOLLOY

All-Time Series	11-6
At Daemen	6-2
At Molloy	5-4
At Neutral Site	0-0
Current Streak	Lost 1



### LAST 10 MEETINGS

Date	Site	Result
02/24/22	Rockville Centre, N.Y.	L, 81-72
01/14/22	Amherst, N.Y.	W, 93-59
02/28/20	Rockville Centre, N.Y.	W, 92-78
01/24/20	Amherst, N.Y.	W, 91-83
02/08/19	Rockville Centre, N.Y.	W, 89-75
01/11/19	Amherst, N.Y.	L, 72-71
02/16/18	Amherst, N.Y.	W, 102-98 (2OT)
01/19/18	Rockville Centre, N.Y.	W, 82-74
02/18/17	Amherst, N.Y.	L, 73-71
01/14/17	Rockville Centre, N.Y.	L, 78-75

### CURRENT ROSTER VS. MOLLOY

Player	GP	PPG	RPG	Series High Pts
Fasoyiro	2	15.0	8.5	19, 01/14/22
Hind	0	-	-	-
Harris	4	4.5	2.0	11, 01/14/22
Salzberg	4	5.8	1.8	16, 02/24/22
Book	2	1.0	0.5	2, 01/14/22
Johnson	1	4.0	1.0	4, 01/14/22
Higgins	0	-	-	-
MacDonald	2	6.0	2.0	9, 01/14/22
Mason	2	7.5	4.5	8, 01/14/22
Osorio	2	1.0	0.0	2, 01/14/22
Sischo	8	26.1	12.5	36, 2 times
Hemphill	0	-	-	-
Basden	4	0.5	0.3	2, 02/28/20
Bradley	2	0.0	1.0	-
Veiga	4	3.5	1.0	7, 01/14/22
Atkins	3	6.3	3.3	11, 01/14/22
Putney	0	-	-	-
Poumpey	1	0.0	0.0	-

### INSIDE THE NUMBERS

		
12-16	<b>Overall Record</b>	19-8
10-8	<b>Conference Record</b>	16-2
8-5	<b>Home Record</b>	10-2
4-10	<b>Away Record</b>	8-5
0-1	<b>Neutral Record</b>	1-1
71.6	<b>Points/Game</b>	77.9
76.9	<b>Opponents Points/Game</b>	66.8
-5.3	<b>Scoring Margin</b>	+11.1
.435	<b>FG%</b>	.474
.446	<b>Opponents FG%</b>	.402
.350	<b>3-Point FG%</b>	.390
6.8	<b>3-Point FG/Game</b>	8.6
.325	<b>Opponents 3-Pt FG%</b>	.287
.660	<b>Free Throw %</b>	.740
11.3	<b>Free Throws/Game</b>	12.0
37.1	<b>Rebounds Per Game</b>	40.8
-1.3	<b>Rebound Margin</b>	+7.7
14.0	<b>Assists/Game</b>	16.2
16.1	<b>Turnovers/Game</b>	14.1
0.9	<b>Assist/Turnover Ratio</b>	1.1
7.0	<b>Steals/Game</b>	5.4
2.4	<b>Blocks/Game</b>	3.0

Did you know that Daemen and Molloy are meeting in postseason play for the first time?

## BOX SCORES – PREVIOUS GAMES VS. MOLLOY



Official Basketball Box Score - Final

Molloy at Daemen

01/14/22 Lunsden Gymnasium, Amherst, NY  
2021-22 Men's Basketball

Game Time: 7:00 PM

Game Duration: 1:31

Officials: Kevin Ferguson, John Garbinski, Todd Fettes

Molloy - 59

Record: 3-11 (2-3)

NO.	Name	Min	FG	3P	FT	Rebounds	Fouls	TP	AS	TO	ST	Blocks	BS	BA	+	-
33	Billy Muller	F 21:55	5-9	0-1	0-0	1	3	4	2	3	10	1	1	1	0	-14
10	Darren Fergus	G 26:36	1-8	0-1	2-2	1	3	4	3	2	4	2	2	1	0	-22
22	Frankie Phelan	G 30:06	3-7	3-3	0-0	1	1	2	0	2	9	3	0	1	0	-19
30	Billy Reyes	G 18:17	2-7	0-5	0-0	0	2	2	2	0	4	0	3	0	0	-16
32	Pierce Boczar	G 31:15	4-9	4-8	0-0	0	1	1	1	0	12	2	1	0	0	-19
3	Sey Dieng	24:39	5-6	0-0	1-2	1	1	2	0	1	11	2	1	1	0	-29
44	Justin Caldwell	12:10	2-7	0-0	0-1	1	1	2	2	1	4	1	2	0	0	-14
15	Mick Browne	10:57	1-3	0-1	0-2	0	3	3	1	1	2	1	2	1	0	-5
24	Colin Brady	10:26	1-2	0-1	0-0	1	0	1	0	0	2	1	1	0	0	-10
20	Terence Crowley	06:57	0-0	0-0	0-0	0	0	0	0	1	0	0	1	0	0	-5
4	Kevin Moriarty	03:21	0-2	0-0	0-0	0	0	0	0	0	0	0	0	0	0	-7
45	Matt Lane	03:21	0-0	0-0	1-2	0	2	2	0	1	1	0	0	0	0	-7
Team						1	1	2				0				0
Totals			24-60	7-20	4-9	7	18	25	11	12	59	13	14	5	1	-34

Technical Fouls: NONE

Shooting By Period		
1 <sup>st</sup>	FG%	12-30 40.0%
3PT%	3-11 27.3%	
FT%	0-1 0%	
2 <sup>nd</sup>	FG%	12-30 40.0%
3PT%	4-9 44.4%	
FT%	4-8 50%	
GM FG%	24-60 40.0%	
3PT%	7-20 35.0%	
FT%	4-9 44.4%	

Dead Ball Rebounds: 1, 0

Daemen - 93

Record: 9-6 (5-0)

NO.	Name	Min	FG	3P	FT	Rebounds	Fouls	TP	AS	TO	ST	Blocks	BS	BA	+	-
22	Andrew Sischo	C 26:30	5-9	0-0	3-4	4	5	9	2	2	13	0	2	1	0	23
2	Sean Fasoyiro	G 28:05	8-16	1-3	2-2	4	8	12	3	3	19	3	3	0	1	28
4	Kyle Harris	G 28:20	4-8	3-6	0-0	0	4	4	1	0	11	4	2	1	0	33
5	Ryan Salzberg	G 22:26	3-6	1-1	0-0	0	3	3	1	2	7	1	2	0	0	-2
15	Andrew Mason	G 23:22	3-5	2-3	0-0	1	3	4	0	0	8	2	0	0	0	24
13	Nick MacDonald	17:59	4-6	1-3	0-0	0	2	2	1	0	9	0	0	1	0	7
30	Zacares Veiga	09:47	2-2	2-2	1-2	0	2	2	0	1	7	1	1	1	0	-2
3	Joey Atkins	11:09	5-7	0-0	1-2	3	1	4	2	2	11	0	2	1	2	1
11	Justin Johnson	17:56	1-3	0-1	2-2	0	1	1	1	1	4	2	1	1	0	30
10	Trevor Book	05:55	1-2	0-0	0-0	0	1	1	0	0	2	0	0	0	0	6
24	Ziv Basden	03:21	0-0	0-0	0-0	0	1	1	0	0	0	2	0	0	0	7
45	Justin Pompey	03:21	0-0	0-0	0-0	0	0	0	0	0	0	0	0	0	0	7
21	Sayed Osorio	01:49	1-2	0-0	0-0	0	0	0	0	0	2	1	0	1	0	3
Team						2	1	3				0				0
Totals			37-66	10-19	9-12	14	32	46	12	11	93	16	13	7	3	34

Technical Fouls: NONE

Shooting By Period		
1 <sup>st</sup>	FG%	19-34 55.9%
3PT%	5-10 50.0%	
FT%	5-8 62.5%	
2 <sup>nd</sup>	FG%	18-32 56.3%
3PT%	5-9 55.6%	
FT%	4-4 100%	
GM FG%	37-66 56.1%	
3PT%	10-19 52.6%	
FT%	9-12 75.0%	

Dead Ball Rebounds: 0, 1

MOLLOY

DAEMEN

Biggest lead	1 (1 <sup>st</sup> 17:36)	34 (2 <sup>nd</sup> 0:30)	Points from	MOLLOY	DAEMEN	Period by Period Scoring			
Best Scoring Run	5 (1 <sup>st</sup> 17:36)	12 (1 <sup>st</sup> 4:31)	Turnovers	10	24		1st	2nd	TOT
Lead Changes	2		Paint	20	44	MOLLOY	27	32	59
Times Tied	1		Second Chance	4	11				
Time with Lead	00:18	39:00	Fast Breaks	6	20		DAEMEN	48	45
			Bench	20	35				



Official Basketball Box Score - Final

Daemen at Molloy

02/24/22 Quady Gymnasium, Rockville Centre  
2021-22 Men's Basketball

Game Time: 7:00 PM

Game Duration: 1:43

Attendance: 145

Officials:

Daemen - 72

Record: 19-8 (15-2)

NO.	Name	Min	FG	3P	FT	Rebounds	Fouls	TP	AS	TO	ST	Blocks	BS	BA	+	-
22	Andrew Sischo	C 33:41	10-16	0-0	7-11	3	8	11	3	8	27	2	6	1	0	3
2	Sean Fasoyiro	G 36:43	4-8	3-4	0-0	2	3	5	2	4	11	3	4	0	0	-5
4	Kyle Harris	G 28:28	0-4	0-3	0-0	0	1	1	4	0	4	1	0	1	0	-22
5	Ryan Salzberg	G 37:37	6-10	3-6	1-3	0	4	4	2	4	16	5	4	1	0	-4
15	Andrew Mason	G 32:49	2-5	1-4	2-3	1	4	5	1	2	7	0	0	1	0	-15
13	Nick MacDonald	11:33	1-7	1-5	0-0	2	0	2	2	0	3	1	0	0	0	2
33	Joey Atkins	11:10	2-4	0-0	4-5	3	3	6	2	3	8	0	2	0	0	13
30	Zacares Veiga	04:54	0-1	0-1	0-0	0	1	1	3	0	0	1	1	0	0	-1
21	Sayed Osorio	02:09	0-0	0-0	0-0	0	0	0	0	0	0	0	0	0	0	-5
10	Trevor Book	00:28	0-0	0-0	0-0	0	0	0	0	0	0	0	0	0	0	0
24	Ziv Basden	00:28	0-0	0-0	0-0	0	0	0	0	0	0	0	0	0	0	0
Team						1	2	3				0				0
Totals			25-55	8-23	14-22	12	26	38	19	21	72	16	10	3	1	-9

Technical Fouls: NONE

Shooting By Period		
1 <sup>st</sup>	FG%	12-29 41.4%
3PT%	2-11 18.2%	
FT%	10-15 66.7%	
2 <sup>nd</sup>	FG%	13-26 50.0%
3PT%	6-12 50.0%	
FT%	4-7 57.1%	
GM FG%	25-55 45.5%	
3PT%	8-23 34.8%	
FT%	14-22 63.6%	

Dead Ball Rebounds: 2, 0

Molloy - 81

Record: 10-16 (8-8)

NO.	Name	Min	FG	3P	FT	Rebounds	Fouls	TP	AS	TO	ST	Blocks	BS	BA	+	-
33	Billy Muller	F 21:34	7-11	0-1	1-1	0	4	4	4	2	15	1	1	0	3	-2
10	Darren Fergus	G 34:17	4-10	1-3	1-3	4	4	8	3	3	10	5	2	3	0	14
11	Kenny Lazo	G 29:10	5-11	2-4	2-4	0	5	5	4	5	14	6	2	0	0	12
12	Steven Torre	G 35:38	7-13	4-6	7-8	2	2	4	2	5	25	1	0	2	0	11
22	Frankie Phelan	G 32:57	3-6	0-3	0-0	0	5	5	0	2	6	2	2	3	0	11
14	Kendell Ogilvie	21:58	2-4	0-0	1-2	0	2	2	2	1	5	1	0	0	0	-2
44	Justin Caldwell	13:51	1-2	0-0	1-2	1	2	3	2	1	3	0	1	0	0	9
30	Billy Reyes	03:00	0-0	0-0	0-0	0	0	0	0	0	0	0	0	0	0	-6
24	Colin Brady	04:07	0-1	0-0	0-0	0	0	0	0	2	0	0	2	0	0	2
32	Pierce Boczar	03:06	1-2	1-2	0-0	0	0	0	1	0	3	0	0	0	0	-3
4	Kevin Moriarty	00:22	0-0	0-0	0-0	0	0	0	1	0	0	0	0	0	0	-1
Team						1	0	1				0				0
Totals			30-60	8-19	13-20	8	24	32	21	19	81	16	10	8	3	1

Technical Fouls: NONE

DAE		MOL	Points from	DAE	MOL
Biggest lead	3 (1 <sup>st</sup> 19:42)	14 (1 <sup>st</sup> 3:22)	Turnovers	8	16
Best Scoring Run	9 (2 <sup>nd</sup> 11:02)	8 (1 <sup>st</sup> 7:15)	Paint	32	34
Lead Changes	3		Second Chance	17	7
Times Tied	1		Fast Breaks	2	11
Time with Lead	03:50	35:27	Bench	11	11
Period by Period Scoring		1st	2nd	TOT	
DAE		36	36	72	
MOL		46	35	81	

## LAST MEETING NOTES

**DATE:** FEBRUARY 24, 2022**LOCATION:** ROCKVILLE CENTRE, N.Y. (QUEALY GYMNASIUM)**FINAL:** MOLLOY 81, DAEMEN 72**MOLLOY LEADERS:** STEVEN TORRE (25 PTS, 7/3 FG, 4/6 3PT), BILLY MULLER (15 PTS, 7/11 FG), KENNY LAZO (14 PTS, 6 AST), DARREN FERGUS (10 PTS, 8 REBS, 5 AST)**DAEMEN LEADERS:** ANDREW SISCHO (27 PTS, 10/16 FG, 11 REBS), RYAN SALZBERG (16 PTS, 6/10 FG, 3/6 3PT), SEAN FASOYIRO (11 PTS, 5 REBS)

- Molloy established a 10-point lead (46-36) at halftime - the biggest deficit Daemen has faced this season.
- Daemen cut the deficit to two points on four occasions in the second half, but could never get over the hump.
- Molloy outscored Daemen 15-8 and held the Wildcats to just two field goals in the final 8:30.
- Daemen shot 45.5-percent (25-for-55) from the field overall but connected on just 8-of-23 from downtown. The Wildcats also converted just 14-of-22 from the charity stripe.
- The Lions shot 53-percent (19-for-36) from the field in the first half and finished 30-of-60 (50%) from the field overall. Molloy attempted 19 three-pointers and made eight. The Lions made 13-of-20 from the free throw line (11-of-18 in the second half).
- Daemen turned the ball over 18 times and Molloy took advantage with a 16-8 edge in points off turnovers.

## DAEMEN HISTORY IN THE ECC

Season	Preseason Poll	ECC Record	ECC Finish	Postseason
2013-14	7th / 11	17-3	1st / 11	N/A
2014-15	3rd / 11	13-7	3rd / 11	N/A
2015-16	4th / 11	14-6	2nd / 11	Finals
2016-17	5th / 10	12-6	T-3rd / 10	Semifinals
2017-18	T-2nd / 10	15-3	T-2nd / 10	Semifinals
2018-19	2nd / 10	16-2	1st / 10	Semifinals
2019-20	1st / 9	12-4	3rd / 9	Semifinals
2020-21	2nd / 6	7-2	2nd / 5	Finals
2021-22	2nd / 10	16-2	2nd / 10	-

**Daemen All-Time ECC Record:** 122-35 (.777)  
[Home: 67-11 (.859) | Away: 55-24 (.696)]

### CURRENT ECC TEAMS SINCE 2013-14 SEASON

Team	Overall Record	ECC Record
St. Thomas Aquinas	205-60	129-29
<b>DAEMEN</b>	<b>179-71</b>	<b>122-35</b>
Bridgeport	152-83	105-42
Staten Island	137-84	6-12
Molloy	116-127	84-72
Roberts Wes.	91-141	57-101
Dist. Columbia	78-142	57-93
Queens	74-133	63-85
Mercy	56-162	37-118
D'Youville	51-166	1-25

## AWARDS & HONORS

### 2021-22 SEASON

Andrew Sischo ECC Preseason Player of the Year  
D2CCA Tip-Off Classic All-Tournament Team  
ECC Player of the Week (11/29, 12/6, 12/13, 1/3, 1/10, 1/24, 1/31)

Sean Fasoyiro D2CCA Tip-Off Classic All-Tournament Team  
ECC Defensive Player of the Week (12/13)

Joey Atkins ECC Defensive Player of the Week (11/29)

Ryan Salzberg ECC Defensive Player of the Week (1/3)

### CAREER

Andrew Sischo (4x) ECC Preseason Player of the Year  
(4x) All-ECC  
(3x) ECC Player of the Year  
ECC Rookie of the Year  
(2x) D2CCA All-East Region  
(2x) D2CCA East Region Player of the Year  
(3x) NABC All-District  
(3x) D2CCA All-American  
(2x) NABC All-American  
CoSIDA Academic All-District  
CoSIDA Academic All-American  
(3x) NABC Honors Court  
(14x) ECC Player of the Week  
(3x) ECC Defensive Player of the Week  
(8x) ECC Rookie of the Week  
(2x) USBWA Division II National Player of the Week  
Bevo Francis Award Finalist  
NCAA East Regional Most Outstanding Player

Sean Fasoyiro (3x) NABC Honors Court  
ECC Defensive Player of the Week  
All-ECC  
NABC All-District

Ryan Bradley ECC Rookie of the Week

Andrew Mason (2x) ECC Rookie of the Week  
ECC Championship All-Tournament Team

Kyle Harris All-ECC

Ziv Basden NABC Honors Court

Sayeed Osorio NABC Honors Court

## 2021-22 ECC PRESEASON POLL

Rk.	Team	Pts.	2020-21 Record Overall, ECC
1.	St. Thomas Aquinas (6)	96	14-2, 9-1
<b>2.</b>	<b>DAEMEN (4)</b>	<b>94</b>	<b>10-6, 7-2</b>
3.	Bridgeport	69	-
4.	Molloy	65	3-8, 2-6
5.	Dist. Columbia	54	-
6.	Roberts Wesleyan	53	8-7, 6-4
7.	Mercy	44	2-5, 2-5
8.	Queens	34	-
9.	D'Youville	21	2-12, 0-8
10.	Staten Island	20	-

( ) denotes first place votes

## 2021-22 ECC STANDINGS (AS OF 2/22)

	CONFERENCE		OVERALL		
	W-L	PCT.	W-L	PCT.	STREAK
x-St. Thomas Aq.	17-1	.944	24-4	.857	W-12
<b>x-DAEMEN</b>	<b>16-2</b>	<b>.889</b>	<b>19-8</b>	<b>.704</b>	<b>W-1</b>
y-Molloy	10-8	.556	11-16	.407	W-4
y-Queens	9-9	.500	11-11	.500	L-1
y-Roberts Wesleyan	9-9	.500	11-12	.478	L-3
y-Dist. Columbia	8-10	.444	9-19	.321	W-1
Bridgeport	8-10	.444	11-16	.407	W-2
z-Staten Island	6-12	.333	7-19	.269	L-6
Mercy	6-12	.333	6-19	.240	L-1
z-D'Youville	1-17	.056	2-26	.071	L-12

x = clinched conference tournament berth & top 2 seed

y = clinched conference tournament berth

z = not postseason eligible

## AROUND THE ECC

### March 2

7 PM - #3 Molloy 76, #6 Dist. Columbia 69 \*

7 PM - #5 Roberts Wesleyan 90, #4 Queens 72 \*

### March 5

12 PM - #1 St. Thomas Aquinas vs. #5 Roberts Wesleyan \*

**3:30 PM - #2 DAEMEN VS. #3 MOLLOY \***

### March 6

2:30 PM - ECC Championship Finals

\* Denotes East Coast Conference Championship game





## DAEMEN HISTORY IN THE ECC CHAMPIONSHIP

<b>2016</b>		
(Mar. 5) #2 Daemen 103, #6 Mercy 102	Semifinals	Washington, D.C.
(Mar. 6) #1 St. Thomas Aquinas 80, #2 Daemen 63	Finals	Washington, D.C.
<b>2017</b>		
(Mar. 1) #4 Daemen 73, #5 Dist. Columbia 71	1st Round	Amherst, N.Y.
(Mar. 4) #1 St. Thomas Aquinas 85, #4 Daemen 66	Semifinals	Bridgeport, Conn.
<b>2018</b>		
(Feb. 28) #3 Daemen 75, #6 Roberts Wesleyan 69	1st Round	Amherst, N.Y.
(Mar. 3) #2 St. Thomas Aquinas 60, #3 Daemen 57	Semifinals	Rochester, N.Y.
<b>2019</b>		
(Mar. 9) #4 Bridgeport 79, #1 Daemen 77	Semifinals	Bridgeport, Conn.
<b>2020</b>		
(Mar. 4) #3 Daemen 90, #6 Queens 76	1st Round	Amherst, N.Y.
(Mar. 7) #2 St. Thomas Aquinas 91, #3 Daemen 78	Semifinals	Washington, D.C.
<b>2021</b>		
(Mar. 5) #2 Daemen 78, #3 Roberts Wesleyan 72	Semifinals	Amherst, N.Y.
(Mar. 7) #1 St. Thomas Aquinas 83, #2 Daemen 67	Finals	Sparkill, N.Y.

## ECC CHAMPIONSHIPS WIN-LOSS RECORDS

OVERALL RECORD	5-6 (.455)
FIRST ROUND	3-0 (1.000)
SEMIFINALS	2-4 (.333)
FINAL	0-2 (.000)
AS #1 SEED	0-1 (.000)
AS #2 SEED	2-2 (.500)
AS #3 SEED	2-2 (.500)
AS #4 SEED	1-1 (.500)
HOME	4-0 (1.000)
AWAY	0-2 (.000)
NEUTRAL SITE	1-4 (.200)
AT WASHINGTON, D.C.	1-2 (.333)
AT BRIDGEPORT, CONN.	0-2 (.000)
AT ROCHESTER, N.Y.	0-1 (.000)
AT SPARKILL, N.Y.	0-1 (.000)

## ECC CHAMPIONSHIPS BY THE NUMBERS

OVERALL APPEARANCES	7
CONSECUTIVE APPEARANCES	7 (2016-22)
FINAL APPEARANCES	2 (2016, 2021)
SEMIFINAL APPEARANCES	6 (2016, 2017, 2018, 2019, 2020, 2021)

## DAEMEN ECC CHAMPIONSHIP BENCHMARKS - INDIVIDUAL

POINTS	Andrew Sischo (47) vs. Queens, 03/04/20
REBOUNDS	Andrew Sischo (17) vs. St. Thomas Aquinas, 03/03/18 Andrew Sischo (17) vs. St. Thomas Aquinas, 03/08/20
ASSISTS	Joey Wallace (7) vs. Queens, 03/04/20 Joey Wallace (7) vs. St. Thomas Aquinas, 03/08/20 Sean Fasoyiro (7) vs. St. Thomas Aquinas, 03/07/21
STEALS	Breon Harris (5) vs. Roberts Wesleyan, 02/28/18
BLOCKS	Xavier Long (3) vs. St. Thomas Aquinas, 03/06/16
FIELD GOALS	Andrew Sischo (19) vs. Queens, 03/04/20
3-PT FG	Andrew Mason (5) vs. St. Thomas Aquinas, 03/07/21
FR. THROWS	Arif Mehmetaj (10) vs. St. Thomas Aquinas, 03/06/16

## DAEMEN ECC CHAMPIONSHIP BENCHMARKS - TEAM

POINTS	103 vs. Mercy, 03/05/16
REBOUNDS	44 vs. Mercy, 03/05/16
ASSISTS	18 vs. St. Thomas Aquinas, 03/08/20
STEALS	8 vs. Roberts Wesleyan, 02/28/18 8 vs. Bridgeport, 03/09/19
BLOCKS	5 vs. St. Thomas Aquinas, 03/06/16 5 vs. Bridgeport, 03/09/19 5 vs. Queens, 03/04/20
FIELD GOALS	34 vs. Queens, 03/04/20
FG%	55.2% vs. Mercy, 03/05/16
3-PT FG	11 vs. Mercy, 03/05/16
3-PT%	55% vs. Mercy, 03/05/16
FR. THROWS	28 vs. Mercy, 03/05/16
FT%	83.3% vs. Queens, 03/04/20





# DAEMEN MBB GAME NOTES | ECC CHAMPIONSHIP SEMIFINALS VS. MOLLOY | MAR. 5, 2022

## NCAA Statistics

Daemen - 2021-22 Men's Basketball Ranking Summary thru games 03/02/2022

Statistic	National Rank	Conference Rank	Value	National Leader	Value	Conference Leader	Value
3-pt Field Goal Attempts (296 ranked)	164	4	597	Glenville St.	954	Bridgeport	716
Assist Turnover Ratio (296 ranked)	91	2	1.14	Southeastern Okla.	1.90	St. Thomas Aquinas	1.42
Assists Per Game (296 ranked)	36	4	16.2	Nova Southeastern	22.3	St. Thomas Aquinas	17.3
Blocked Shots Per Game (296 ranked)	120	3	3.0	AUM	6.2	Queens (NY)	4.8
Defensive Rebounds per Game (296 ranked)	5	1	29.93	Lincoln Memorial	32.61	Daemen	29.93
Fewest Fouls (296 ranked)	22	1	371	P.R.-Rio Piedras	49	Daemen	371
Fewest Turnovers (296 ranked)	214	5	382	P.R.-Rio Piedras	34	St. Thomas Aquinas	342
Field-Goal Percentage (296 ranked)	57	2	47.4	Belmont Abbey	53.6	St. Thomas Aquinas	49.0
Field-Goal Percentage Defense (296 ranked)	19	1	40.2	Miles	36.5	Daemen	40.2
Free Throw Attempts (296 ranked)	203	6	439	Angelo St.	747	Roberts Wesleyan	561
Free Throws Made (296 ranked)	181	3	325	Angelo St.	533	Roberts Wesleyan	405
Free-Throw Percentage (296 ranked)	70	2	74.0	Lindenwood	81.1	St. Thomas Aquinas	78.9
Offensive Rebounds Per Game (296 ranked)	97	5	10.89	UNC Pembroke	16.04	Queens (NY)	14.39
Personal Fouls Per Game (296 ranked)	14	1	13.7	Southeastern Okla.	11.3	Daemen	13.7
Rebound Margin (296 ranked)	10	2	7.7	UNC Pembroke	13.3	Queens (NY)	8.3
Scoring Defense (296 ranked)	36	1	66.8	Miles	55.5	Daemen	66.8
Scoring Margin (296 ranked)	24	2	11.1	West Liberty	20.7	St. Thomas Aquinas	14.7
Scoring Offense (296 ranked)	83	3	77.9	West Liberty	100.8	St. Thomas Aquinas	87.0
Steals Per Game (296 ranked)	258	8	5.4	Nova Southeastern	14.0	St. Thomas Aquinas	10.2
Three Pt F.G Defense (296 ranked)	6	1	28.7	Cal St. San Marcos	27.2	Daemen	28.7
Three-Point Field Goals Per Game (296 ranked)	74	3	8.6	Glenville St.	12.1	St. Thomas Aquinas	9.3
Three-Point Field-Goal Percentage (296 ranked)	14	1	39.0	Salem (WV)	43.2	Daemen	39.0
Total 3-point FGM (296 ranked)	82	2	233	Glenville St.	340	St. Thomas Aquinas	260
Total Assists (296 ranked)	46	4	437	West Liberty	580	St. Thomas Aquinas	485
Total Blocks (296 ranked)	120	3	81	AUM	174	Queens (NY)	111
Total Rebounds (296 ranked)	26	1	1,102	Cal U (PA) Embry-Riddle (FL)	1,227	Daemen	1,102
Total Rebounds Per Game (296 ranked)	12	2	40.81	UNC Pembroke	44.56	Queens (NY)	42.70
Total Steals (296 ranked)	251	8	145	Nova Southeastern	364	St. Thomas Aquinas	287
Turnover Margin (296 ranked)	259	7	-2.5	Nova Southeastern	9.0	St. Thomas Aquinas	6.0
Turnovers Forced (296 ranked)	239	8	11.67	Bluefield St.	22.43	St. Thomas Aquinas	18.21
Turnovers Per Game (296 ranked)	213	2	14.1	Southeastern Okla.	8.8	St. Thomas Aquinas	12.2
Winning Streaks(DII&III) (0 ranked)							
Won-Lost Percentage (296 ranked)	62	2	70.4	Nova Southeastern	100.0	St. Thomas Aquinas	85.7

Statistic	Player	National Rank	Conference Rank	Value	National Leader	Value	Conference Leader	Value
3-pt Field Goal Attempts (246 ranked)	Kyle Harris	238	5	141	Trevor Hudgins, Northwest Mo. St.	329	Mason Williams, Bridgeport	198
Assist Turnover Ratio (250 ranked)	Ryan Salzberg	79	2	2.07	Nick Smith, Nova Southeastern	4.88	DeVante Jamison, St. Thomas Aquinas	2.33
Assists Per Game (244 ranked)	Ryan Salzberg	187	7	3.4	Nick Smith, Nova Southeastern	8.1	Jahmir Williams, Dist. Columbia	6.0
Blocked Shots Per Game (250 ranked)	Joey Atkins	222	6	0.84	Majur Majak, New Haven	3.16	Tyler Carey, Queens (NY)	2.27
Defensive Rebounds per Game (250 ranked)	Andrew Sischo	2	1	8.67	Joel Scott, Black Hills St.	8.78	Andrew Sischo, Daemen	8.67
Double Doubles (24 ranked)	Andrew Sischo	1	1	22	Andrew Sischo, Daemen	22	Andrew Sischo, Daemen	22
Field-Goal Percentage (250 ranked)	Andrew Sischo	28	1	59.4	Mario Lacy, Jr., Belmont Abbey	79.4	Andrew Sischo, Daemen	59.4
Free Throw Attempts (248 ranked)	Andrew Sischo	12	1	184	Tray Buchanan, Emporia St.	260	Andrew Sischo, Daemen	184
Free Throws Made (248 ranked)	Andrew Sischo	29	1	122	Tray Buchanan, Emporia St.	220	Andrew Sischo, Daemen	122
Free-Throw Percentage (250 ranked)					Jaden Wells, Central Okla.	94.9	Ja'Kair Sanchez, Roberts Wesleyan	85.1
Minutes Per Game (150 ranked)					Isaiah Hart, AUM	38:58		
Offensive Rebounds Per Game (250 ranked)	Andrew Sischo	3	1	4.30	Adrian Scarborough, Glenville St.	5.00	Andrew Sischo, Daemen	4.30
	Sean Fasoyiro	228	9	1.96				
Points Per Game (250 ranked)	Andrew Sischo	11	1	22.4	Bryan Gonzalez, P.R.-Bayamon	25.8	Andrew Sischo, Daemen	22.4
Rebounds Per Game (250 ranked)	Andrew Sischo	1	1	13.0	Andrew Sischo, Daemen	13.0	Andrew Sischo, Daemen	13.0
Steals Per Game (250 ranked)					Bryan Gonzalez, P.R.-Bayamon	3.25	Tim Dawson, Bridgeport	2.23
Three-Point Field Goals Per Game (237 ranked)	Andrew Mason	163	5	2.24	Trevor Hudgins, Northwest Mo. St.	4.63	Jamal Barnes, St. Thomas Aquinas	2.82
	Kyle Harris	237	6	2.00				
Three-Point Field-Goal Percentage (102 ranked)					Stan Smith, Salem (WV)	52.1	Jamal Barnes, St. Thomas Aquinas	44.6
Total 3-point FGM (238 ranked)	Andrew Mason	192	5	56	Trevor Hudgins, Northwest Mo. St.	139	Jamal Barnes, St. Thomas Aquinas	79
	Kyle Harris	225	6	54				
Total Assists (247 ranked)	Ryan Salzberg	220	8	85	Fred Mulbah, Pitt.-Johnstown	227	Jahmir Williams, Dist. Columbia	175
Total Blocks (250 ranked)	Joey Atkins	227	7	21	John Paul Kromka, Pitt.-Johnstown	87	Tyler Carey, Queens (NY)	50
Total Field Goal Attempts (248 ranked)	Andrew Sischo	43	1	404	John Williams, Glenville St.	556	Andrew Sischo, Daemen	404
Total Field Goals Made (244 ranked)	Andrew Sischo	4	1	240	Philip Alston, Cal U (PA)	260	Andrew Sischo, Daemen	240
Total Minutes (150 ranked)					Will Eames, Missouri Western	1137:03	Darren Fergus, Molloy	929:00
Total Points (249 ranked)	Andrew Sischo	8	1	606	Tray Buchanan, Emporia St.	720	Andrew Sischo, Daemen	606
Total Rebounds (248 ranked)	Andrew Sischo	1	1	350	Andrew Sischo, Daemen	350	Andrew Sischo, Daemen	350
Total Steals (249 ranked)					Nick Smith, Nova Southeastern	83	Tim Dawson, Bridgeport	58
Triple Doubles (4 ranked)					Armoni Foster, Indiana (PA)	2	Jahmir Williams, Dist. Columbia	1
					Chase Rankin, Lincoln Memorial	2		
					Alek West, Ohio Dominican	2		

## WHAT'S TRENDING

Andrew Sischo continues to lead the ECC in both scoring (22.4 ppg) and rebounding (13.0 rpg). He is the only ECC player averaging a double-double.

Andrew Mason has made at least two three-pointers in 19 of his 25 games this season. He also ranks seventh in the ECC with 56 three-point field goals. He is one of only two players with 50+ three-pointers and shooting better than 40% both overall and from long distance.

Daemen is 12-4 this season when Sean Fasoyiro records at least three assists.

Daemen is 7-1 this season when Nick MacDonald scores 10+ points.

Joey Atkins has scored eight points or more in five of the last nine games.

After reaching double figures once in his first 15 games this season, Ryan Salzberg has scored 10+ points in five of the last 10 games.

Daemen has shot better than 50% from the field in eight of the last 13 games. In that span, they are 393-for-786 (50%).

Daemen has made 10 or more three-pointers in eight of the last 15 games.



## MIKE MACDONALD

### HEAD COACH • EIGHTH SEASON • ST. BONAVENTURE, '88

A fixture in the college basketball coaching fraternity, Mike MacDonald has been roaming sidelines, mentoring players and giving the occasional earful to referees for the last 33 years, all within Western New York. With previous stops at Canisius College and Medaille College, MacDonald has worked across all three NCAA divisions, racking up nearly 400 victories in 24 seasons as a head coach. His coaching success aside, MacDonald's personable nature and his willingness to give back to the local community have made him one of the most highly thought of people in the WNY sports community.

The 2021-22 season marks MacDonald's eighth at Daemen. Since being introduced as the sixth head coach in the modern history of the program, MacDonald has guided the Wildcats to a 139-57 overall record, an East Coast Conference (ECC) regular season championship, three NCAA tournament berths and the 2021 NCAA Division II East Region championship. Daemen ranks second for total wins among New York State's Division II programs since MacDonald came to Main Street.

The veteran bench boss has presided over Daemen's emergence as a power within the NCAA Division II East Region, a period that's been one of the most successful in program history. The team's 89 wins from the start of the 2016-17 season through the 2019-20 campaign is tied for the most in any four-year stretch dating back to the 1986-87 season. More than half of those wins came during the 2018-19 and 2019-20 seasons as MacDonald led Daemen to back-to-back 24-win campaigns, setting the benchmark for victories during the program's NCAA Division II era. Since the start of the 2018-19 season, the Wildcats have spent a combined 33 weeks ranked in top-25 national polls conducted by the National Association of Basketball Coaches (NABC) and Division II Sports Information Directors of America (D2SIDA), rising as high as No. 8 in both.

The positive momentum has led to numerous opportunities not otherwise afforded to teams from similar institutions, with MacDonald playing a central role. In recent years, MacDonald has taken teams to play exhibition contests against Division I opponents such as Buffalo, Siena and Syracuse. The Wildcats were invited participants at the prestigious Small College Basketball National Hall of Fame Classic to start the 2019-20 season. Daemen also played their first-ever game at Downtown Buffalo's KeyBank Center on November 23, 2019, defeating Wilmington (Del.) in a thriller, 83-81. It was MacDonald's 18th win in the building - the most of any basketball coach in the venue's history.

After leading Daemen to the ECC regular season title with a 16-2 mark in conference play in 2018-19, MacDonald steered the team into the NCAA tournament for the first time as the Wildcats were awarded an at-large bid as the No. 5 seed in the East Region. Daemen made their NCAA tournament debut on March 16, 2019, falling to fourth-seeded New Haven in an opening round contest played in Manchester, N.H.

Buoyed by All-American Andrew Sischo, the Wildcats were set to return to the NCAA tournament in 2020, again garnering at-large consideration, this time as the No. 8 seed in the East Region. However, the COVID-19 pandemic caused the unprecedented cancellation of NCAA championships before the tournament got underway.

As the pandemic continued to wreak havoc on the world of intercollegiate athletics in 2020-21, MacDonald prepped his team for a return to competition. It ended up being a historic season for the Wildcats who finished 10-6 overall and ranked No. 9 in the final D2SIDA national poll. It marked the first time in Daemen's NCAA era that the program had finished a season ranked among the top 25 teams in the country. After opening the season with back-to-back losses, MacDonald guided the group to wins in seven of their final nine regular season contests, and ultimately advanced to the final round of the ECC Championship for the first time since 2016. After falling to rival St. Thomas Aquinas in the conference tournament final, the Wildcats were awarded a third consecutive at-large bid to the NCAA tournament, entering as the No. 2 seed in the East Regional. MacDonald led the Wildcats to their first-ever NCAA tournament win, an 81-69 dispatching of third-seeded Bloomfield on March 14. Two nights later they avenged their earlier loss to St. Thomas Aquinas, winning 71-70 against the region's No. 1 seed to claim the East Region title. Daemen advanced to the Elite Eight where they fell against top-seeded West Texas A&M at the Ford Center in Evansville, Ind.

Milestones and accolades have poured in throughout MacDonald's tenure with the Wildcats. His 350th career win came in dramatic fashion on January 18, 2019 as junior guard Breon Harris scored five points in the final 21 seconds to lift the Wildcats past Mercy, 75-74. His 100th win at Daemen came just three weeks later, placing MacDonald among an elite fraternity of coaches who have achieved at least 100 wins while coaching in each of the NCAA's three divisions. That achievement propelled him to HoopDirt.com Division II Coach of the Week honors. MacDonald has also been recognized as a two-time Division II Coach of the Year from the Basketball Coaches Association of New York (BCANY), as well as receiving ECC and NABC District Coach of the Year (both for the 2018-19 season). He enters the 2021-22 season ranked 37th among active Division II head coaches for career victories.

MacDonald's tenure got started with a bang. In his return to Canisius' Koessler Athletic Center on November 11, 2014, he led the Wildcats to an 83-81 overtime win against the Division I Golden Griffins, a program he led for nine seasons.

#### THE MACDONALD FILE

##### CAREER TIMELINE

Canisius College, Assistant Coach (1988-97)  
Canisius College, Head Coach (1997-06)  
Medaille College, Head Coach (2006-14)  
Daemen College, Head Coach (2014-Present)

##### COACHING ACCOLADES

2-Time BCANY Division II Coach of the Year  
ECC Coach of the Year (2017-18)  
NABC District Coach of the Year (2017-18)  
4-Time AMCC Coach of the Year  
BCANY Division I Co-Coach of the Year (2000-01)

#### MACDONALD YEAR-BY-YEAR

1997-98	13-14, 9-9 MAAC
1998-99	15-12, 11-7 MAAC
1999-00	10-20, 8-10 MAAC
2000-01	20-11, 9-9 MAAC
2001-02	10-20, 5-13 MAAC
2002-03	10-18, 6-12 MAAC
2003-04	10-20, 5-13 MAAC
2004-05	11-18, 8-10 MAAC
2005-06	9-20, 6-12 MAAC
2006-07	11-14, 7-11 AMCC
2007-08	15-13, 9-9 AMCC
2008-09	21-7, 14-4 AMCC
2009-10	24-5, 16-4 AMCC
2010-11	21-8, 15-3 AMCC
2011-12	25-3, 17-1 AMCC
2012-13	18-11, 13-5 AMCC
2013-14	14-12, 13-5 AMCC
2014-15	21-10, 13-7 ECC
2015-16	19-10, 14-6 ECC
2016-17	19-9, 12-6 ECC
2017-18	22-8, 15-3 ECC
2018-19	24-6, 16-2 ECC
2019-20	24-8, 12-4 ECC
2020-21	10-6, 7-2 ECC
2021-22	19-8, 16-2 ECC

**OVERALL RECORD  
(25 SEASONS) 415-291 (.588)**

**CANISIUS RECORD  
(9 SEASONS) 108-153 (.414)**

**MEDAILLE RECORD  
(8 SEASONS) 149-73 (.671)**

**DAEMEN RECORD  
(8 SEASONS) 158-65 (.709)**



His official Daemen debut came just days later as his Wildcats walloped Concordia (N.Y.), 88-50, in the opening round of the ECC-CACC Challenge. It served as a precursor to future success as the Wildcats have posted an 11-1 mark in the ECC-CACC Challenge with MacDonald at the helm.

Later that season, MacDonald helped the Wildcats achieve postseason success despite the loss of two starters to season-ending injuries. With Daemen still ineligible for ECC and NCAA Division II postseason, Daemen elected to partake in the United States Collegiate Athletic Association (USCAA) Division I National Championships in Uniontown, Pa., entering the tournament as the No. 1 overall seed. While there, MacDonald guided Daemen to wins over No. 8 Indiana-South Bend (69-63), No. 4 Concordia (Ala.) (68-63) and No. 3 Rochester (Mich.) (77-53) to capture the program's first USCAA national title, riding USCAA Division I Player of the Year and National Championships MVP Gerald Beverly to the tourney crown.

In the 2015-16 season - Daemen's first as a full-fledged NCAA Division II member - MacDonald's squad hit their stride after the calendar turned to January, scoring 15 wins in the final 19 games of the regular season. Included in the string was a miraculous 98-96 win over rival Roberts Wesleyan as the Wildcats erased a 22-point deficit over the final six minutes of the contest. After finishing with a 14-6 record in conference play, the Wildcats made their ECC tournament debut with a 103-102 overtime win over Mercy in the semifinals.

Daemen has finished third or better in the ECC standings in each of MacDonald's first six seasons. They've qualified for the conference tournament in each of the five years they've been eligible, advancing to at least the semifinals every season and to the finals in 2016. MacDonald has also played a direct role in mentoring 10 players who account for 18 all-conference selections.

Home court success has been a large part of the program's success through the years, including the MacDonald Era. The Wildcats won their first nine home games under MacDonald, extending the

program's Lumsden Gymnasium winning streak to 44 straight games before it was snapped. The Wildcats have posted a 76-14 record in home games under MacDonald's guidance. They've set a new program benchmark for home wins in a season, posting identical 15-1 home records during the 2018-19 and 2019-20 seasons.

Before arriving at Daemen, MacDonald spent eight years (2006-14) leading the NCAA Division III program at Medaille where he transformed the Mavericks into a regional contender. Inheriting a program that went 4-46 in the two years prior to his arrival, MacDonald's version of the Mavericks averaged 18 wins per season, while advancing to the postseason six times.

Medaille's emergence as a Division III power in the Northeast was cemented in MacDonald's final five seasons there, as he led the Mavericks to more wins (101) than any other Division III team in New York State, while ranking 17th nationally in wins during the same time frame. MacDonald was named the Allegheny Mountain Collegiate Conference Coach of the Year on four occasions (2006-07, 2008-09, 2009-10, 2011-12). He left as the school's all-time leader in wins (149) and winning percentage (.671).

Prior to his time at Medaille, MacDonald spent 18 years at Canisius, including a nine-year stint (1997-2006) as head coach. In that time, MacDonald guided the Golden Griffins to 108 wins which ranks him third in program history for coaching victories. While there, he was one of only five coaches in that program's storied history to orchestrate a 20-win season, and was named the 2000-01 BCANY Division I Co-Coach of the Year.

Before being elevated to the head coaching post at Canisius, MacDonald worked as an assistant on the Griffins' coaching staff, first under Marty Marbach and later under John Beilein. As Beilein's top assistant, MacDonald helped Canisius reach the 1996 NCAA tournament in addition to two National Invitational Tournament appearances.

In addition to his coaching accomplishments, MacDonald brings a strong connection to the local community. His teams have been active with a number of community organizations in the greater Buffalo community and beyond, including the Boys and Girls Clubs of Buffalo, Blessed Sacrament Athletic Club and Coaches vs. Cancer. In August of 2020, MacDonald received the Jim Satalin Inspiration Award from the American Cancer Society of Western New York in recognition of his dedication and work on behalf of the Coaches vs. Cancer program.

MacDonald and several of his players have also worked with the Drug Enforcement Administration and Mayor Byron Brown's office on Game Changers, a nationally awarded program that provides academic and athletic opportunities for inner-city youths during the summer months.

A 1988 graduate of Saint Bonaventure University, MacDonald additionally serves Daemen as the Senior Associate Athletics Director for External Relations. In that role, MacDonald has raised more than \$500,000 for the College. He resides in Amherst with his wife, Maura (nee Heary). The couple has raised four children - Matthew, Patrick, Nicholas and Mark. Matthew served as team captain during his collegiate career at the University of Pennsylvania and is now a player development assistant with the Brooklyn Nets. Patrick was a Division III All-American while playing at the State University of New York Maritime College, and is now enlisted in the United States Navy. Nicholas is a junior on the basketball team at Daemen, and Mark is a sophomore attending Canisius High School.

## DAEMEN COACHING HISTORY AT A GLANCE (Modern Era, 1986-Present)

### CHRONOLOGICALLY

COACH	SEASONS	YRS	W-L	PCT
KEN POPE	1986-87	1	13-13	.500
NATE BLISS	1987-88	1	3-11	.214
LARRY MARCINIAK	1987-88	-	0-1	.000
RICH JACOB	1988-89	2	19-23	.452
DON SILVERI	1989-14	25	414-344	.546
MIKE MACDONALD	2014-PR.	8	158-65	.709

### BY WINS

COACH	SEASONS	YRS	W-L	PCT
DON SILVERI	1989-14	25	414-344	.546
MIKE MACDONALD	2014-PR.	8	158-65	.709
RICH JACOB	1988-89	2	19-23	.452
KEN POPE	1986-87	1	13-13	.500
NATE BLISS	1987-88	1	3-11	.214
LARRY MARCINIAK	1987-88	-	0-1	.000





**MACDONALD RECORD BY OPPONENT (Daemen Tenure)**

Bloomfield	1-0 (.1000)
Bridgeport	7-8 (.467)
Caldwell	2-0 (1.000)
Colorado Mesa	0-1 (.000)
Concordia (Ala.)	1-0 (1.000)
Concordia (N.Y.)	1-0 (1.000)
Dallas Baptist	1-0 (1.000)
District of Columbia	13-2 (.867)
Dominican (N.Y.)	3-0 (1.000)
Dowling	4-0 (1.000)
D'Youville	5-0 (1.000)
Edinboro	3-0 (1.000)
Felician	3-0 (1.000)
Franklin Pierce	0-1 (.000)
Gannon	0-2 (.000)
Holy Family	0-2 (.000)
Indianapolis	0-1 (.000)
Indiana-South Bend	1-0 (.000)
Lake Erie	1-1 (.500)
Le Moyne	1-1 (.500)
LIU Post	7-3 (.700)
Mercy	16-0 (1.000)
Mercyhurst	1-5 (.167)
Minnesota St. Moorhead	1-0 (1.000)
Missouri Western St.	1-0 (1.000)
Molloy	9-5 (.643)
Nyack	3-0 (1.000)
New Haven	0-1 (.000)
New York Tech	9-3 (.750)
Northwest Missouri St.	0-1 (.000)
Pace	1-0 (1.000)
Post	1-0 (1.000)
Queens (N.Y.)	12-2 (.857)
Roberts Wesleyan	18-1 (.947)
Rochester (Mich.)	1-0 (1.000)
Saint Anselm	1-1 (.500)
Saint Edward's	1-1 (.500)
Saint Michael's	3-1 (.750)
Saint Rose	4-1 (.800)
Saint Thomas (Fla.)	1-0 (1.000)
Saint Thomas Aquinas	7-15 (.318)
Salem (W.Va.)	2-0 (1.000)
Slippery Rock	2-2 (.500)
Staten Island	2-0 (1.000)
Stonehill	0-1 (.000)
U. Sciences	1-0 (1.000)
Washington Adventist	1-0 (1.000)
West Liberty	1-1 (.500)
West Texas A&M	0-2 (.000)
Wilmington (Del.)	3-0 (1.000)

**MACDONALD RECORD BY CONFERENCE**

Central Atlantic	17-2 (.895)
Chicagoland	1-0 (1.000)
East Coast	108-34 (.761)
Great Lakes Valley	0-1 (.000)
Great Midwest	1-1 (.500)
Lone Star	2-2 (.500)
Mid-America	1-1 (.500)
Mountain East	1-1 (.500)
Northeast-10	10-7 (.588)
Northern Sun	1-0 (1.000)
Pennsylvania State	6-9 (.400)
The Sun	1-0 (1.000)

**MACDONALD RECORD BY REGION**

Atlantic	9-10 (.474)
Central	2-1 (.667)
East	132-42 (.759)
Midwest	1-2 (.333)
South Central	2-3 (.400)
West	0-1 (.000)

**MACDONALD RECORD BY NON-NCAA OPPONENT**

NAIA	4-0 (1.000)
USCAA	4-0 (1.000)

**MACDONALD RECORD IN POSTSEASON**

Overall	10-7 (.588)
USCAA Tournament	3-0 (1.000)
NCAA Tournament	2-2 (.500)
ECC Tournament	5-6 (.556)

**MACDONALD RECORD BY GAME SPLITS**

Home	91-17 (.843)
Away	56-39 (.589)
Neutral	11-9 (.550)

**MACDONALD'S MILESTONE VICTORIES**
**OVERALL**

1	vs. Texas Southern, 11/22/97 (80-69)
100	vs. Siena, 12/11/05 (67-50)
200	vs. Pitt-Bradford, 2/22/11 (97-85)
300	vs. St. Edward's, 11/19/16 (74-64)
400	vs. Rob. Wesleyan 12/08/21 (81-72)

**AT DAEMEN**

1	vs. Concordia (NY), 11/14/14 (85-50)
100	vs. Queens (NY), 2/10/19 (89-63)
150	vs. St. Thomas Aquinas 1/21/21 (73-61)

**DID YOU KNOW?**

**Did you know that Mike MacDonald is among an elite fraternity of coaches to have amassed at least 100 coaching victories in all three NCAA Divisions?**

**Did you know that Mike MacDonald is the all-time leader in coaching victories at KeyBank Center in Downtown Buffalo? He is 18-12 all-time in the venue, including a 1-1 mark as Daemen's head coach. He previously recorded 17 wins in the building as the head coach at Canisius from 1997-2006.**



## TOP-25 POLLS

### NABC DIVISION II TOP-25 (MAR. 1, 2022)

#	Team	Ovr.	Pts.	Prev.
1.	Nova Southeastern (16)	25-0	400	1
2.	West Liberty	26-2	381	2
3.	Indiana (Pa.)	26-2	365	3
4.	Lubbock Christian	25-2	350	4
5.	Augustana	24-2	336	5
6.	Cal St. San Bernardino	22-2	320	6
7.	Lincoln Memorial	24-3	298	7
8.	UNC Pembroke	25-2	284	8
9.	Queens (N.C.)	25-3	273	9
10.	Augusta	25-3	255	10
11.	Chico St.	19-3	226	11
12.	Minnesota Duluth	24-4	225	12
13.	Upper Iowa	25-4	208	14
14.	Cal St. San Marcos	17-4	178	19
15.	Northwest Missouri St.	25-5	169	13
16.	Bentley	19-4	147	20
17.	Central Oklahoma	23-5	137	15
18.	West Texas A&M	25-6	116	22
19.	Miles	23-3	100	23
20.	St. Thomas Aquinas	24-4	91	24
21.	Fort Hays St.	22-5	88	18
22.	Mercyhurst	23-5	72	17
23.	Fairmont St.	21-6	61	16
24.	West Alabama	23-5	43	NR
25.	Flagler	21-6	27	21

### D2SIDA NAT'L MEDIA POLL (MAR. 1, 2022)

#	Team	Ovr.	Pts.	Prev.
1.	Nova Southeastern (16)	25-0	400	1
2.	Indiana (Pa.)	26-2	370	2
3.	West Liberty	26-2	360	3
4.	Lubbock Christian	25-2	343	4
5.	Cal St. San Bernardino	22-2	331	5
6.	Queens (N.C.)	25-3	320	T6
7.	Augustana	24-2	312	T6
8.	UNC Pembroke	25-2	272	9
9.	Lincoln Memorial	24-3	255	11
10.	Chico St.	19-3	252	10
11.	Northwest Missouri St.	25-5	249	8
12.	Upper Iowa	25-4	205	12
13.	Minnesota Duluth	24-4	180	14
14.	Bentley	19-4	178	13
15.	West Texas A&M	25-6	173	15
16.	Augusta	25-3	165	16
17.	Cal St. San Marcos	17-4	130	19
18.	St. Thomas Aquinas	24-4	129	20
19.	Ferris St.	21-7	108	T22
20.	Central Oklahoma	23-5	84	T22
21.	West Virginia St.	23-6	53	NR
22.	Embry-Riddle	21-8	46	24
23.	Michigan Tech	20-6	39	RV
24.	Mercyhurst	23-5	38	21
25.	Fairmont St.	22-6	36	17

## DAEMEN IN THE POLLS

Date	NABC	D2SIDA	REGION
Preseason	RV	24	3
Nov. 15/16	-	RV	6
Nov. 22/23	-	-	RV
Nov. 29/30	-	-	10
Dec. 6/7	-	-	-
Dec. 13/14	-	-	-
Dec. 20-21	-	-	-
Jan. 3-4	-	-	RV
Jan. 10-11	-	-	RV
Jan. 17-18	RV	-	T9
Jan. 24-25	RV	-	6
Jan. 31-2/1	RV	-	5
Feb. 7-8	RV	-	5
Feb. 14/15	24	RV	3 / 5
Feb. 22/23	-	RV	8
Mar. 1/2	RV	-	8

## DEFENDING THE DEN

Success on their home floor has been a staple of Daemen's rise within the NCAA Division II ranks. The Wildcats have won 10+ home games in nine of the last 11 seasons, including identical 15-1 records during the 2018-19 and 2019-20 campaigns which established a new program benchmark for homecourt victories. Dating back to the 2017-18 season, Daemen has won 52 of their last 58 home games. Since joining the ECC (2013-14 season), Daemen is 67-11 in home conference games (.859 win %). The Wildcats are also 80-15 at home during the program's NCAA era (.842 win %). In the past 21 seasons, the Wildcats have won 83% of all home games, going 235-48.

## IMMEDIATE IMPACT

Guards Sean Fasoyiro and Andrew Mason each made immediate contributions during their first season with the program in 2020-21. Fasoyiro was a first-team All-ECC and NABC All-District selection after finishing second on the team in scoring (13.9) and rebounding (7.1) while leading the squad in assists (3.9). Fasoyiro, a graduate transfer from Franklin Pierce, is competing in a fifth collegiate season with 97 games of playing experience under his belt to start the year. Mason burst on the scene as a freshman and started all 16 contests. He averaged 12.6 points and 6.1 rebounds per game while leading the ECC in three-point field goal accuracy (.487).

## TEXAS-SIZED CHALLENGES

Daemen opened the season with three high-profile contests in Canyon, Texas as part of the D2CCA Tip-Off Classic held over Halloween weekend. The Wildcats knocked off Minnesota State Moorhead, 67-63, in the opener, thanks to the play of Nick MacDonald (17 points) and Andrew Sischo (16 points, 15 rebounds). The Dragons were ranked No. 25 in the D2SIDA preseason poll and picked to finish first in the Northern Sun Intercollegiate Conference. It marked the 18th time in the last 20 seasons that Daemen has started 1-0. A pair of losses to nationally ranked team followed. No. 4 Colorado Mesa got the best of the Wildcats, 76-65, using a 27-6 second-half spurt to erase a nine-point halftime deficit. Sischo was held to nine points, snapping a string of 67 consecutive double-figure games. The All-American big man was hampered by foul trouble and limited to 19 minutes - his lowest minute total since playing 10 against New York Tech on Dec. 16, 2018, a game he left due to an injury. Sischo returned to form in the tournament finale, finishing with 18 points and 15 boards, but it wasn't enough to lead Daemen past No. 3 West Texas A&M. In a rematch of last season's Elite Eight meeting. The Buffs came out on top again, this time by just three points (69-66). Sean Fasoyiro's tying three-point attempt fell short as the buzzer sounded. Both Sischo and Fasoyiro were named to the All-Tournament Team.

## HOME RECORDS SINCE 2000-01

Season	W-L	Pct.
2000-01	11-3	.786
2001-02	8-4	.667
2002-03	10-2	.833
2003-04	11-0	1.000
2004-05	12-2	.857
2005-06	10-2	.833
2006-07	9-3	.750
2007-08	9-3	.750
2008-09	10-2	.833
2009-10	9-3	.750
2010-11	9-7	.563
2011-12	11-1	.917
2012-13	12-0	1.000
2013-14	13-0	1.000
2014-15	11-2	.846
2015-16	9-5	.643
2016-17	14-2	.875
2017-18	12-3	.800
2018-19	15-1	.938
2019-20	15-1	.938
2020-21	5-1	.833
2021-22	10-2	.833
Totals	235-48	.830

**GAME BY GAME STARTING LINEUPS**

GAME	RESULT	G	G	G/F	G/F	C
vs. Minnesota St. Moorhead	W, 67-63	Salzberg	Harris	Fasoyiro	Mason	Sischo
vs. #4 Colorado Mesa	L, 76-65	Salzberg	Harris	Fasoyiro	Mason	Sischo
at #3 West Texas A&M	L, 69-66	Salzberg	Harris	Fasoyiro	Mason	Sischo
at Mercyhurst	L, 85-63	Harris	MacDonald	Fasoyiro	Bradley	Sischo
at Staten Island *	W, 81-60	Salzberg	Harris	Fasoyiro	Bradley	Sischo
ST. ROSE	W, 83-71	Salzberg	Harris	Fasoyiro	Bradley	Sischo
at West Liberty	L, 63-61	Salzberg	Harris	Fasoyiro	Mason	Sischo
at Le Moyne	L, 84-77	Salzberg	Harris	Fasoyiro	Mason	Sischo
ROBERTS WESLEYAN *	W, 81-72	Johnson	Harris	Fasoyiro	Mason	Sischo
BRIDGEPORT *	W, 71-59	Salzberg	Harris	Fasoyiro	Mason	Sischo
FRANKLIN PIERCE	L, 83-80	Salzberg	Harris	Fasoyiro	Mason	Sischo
at Dist. Columbia *	W, 74-64	Salzberg	Harris	Fasoyiro	Mason	Sischo
PACE	W, 83-72	Salzberg	Harris	Fasoyiro	Mason	Sischo
at D'Youville *	W, 92-76	Salzberg	Harris	Fasoyiro	Mason	Sischo
MOLLOY *	W, 93-59	Salzberg	Harris	Fasoyiro	Mason	Sischo
QUEENS (NY) *	W, 76-61	Salzberg	Harris	Fasoyiro	Mason	Sischo
at St. Thomas Aquinas *	W, 73-61	Salzberg	Harris	Fasoyiro	Mason	Sischo
at Mercy *	W, 76-59	Salzberg	Harris	Fasoyiro	Mason	Sischo
STATEN ISLAND *	W, 91-52	Salzberg	Harris	Fasoyiro	Mason	Sischo
DIST. COLUMBIA *	W, 66-58	Salzberg	Harris	Fasoyiro	Mason	Sischo
at Roberts Wesleyan *	W, 101-71	Salzberg	Harris	Fasoyiro	Mason	Sischo
at Bridgeport *	W, 95-74	Salzberg	Harris	Fasoyiro	Mason	Sischo
D'YOUVILLE *	W, 97-52	Salzberg	Harris	Fasoyiro	Mason	Sischo
ST. THOMAS AQUINAS *	L, 75-70 (OT)	Salzberg	Harris	Fasoyiro	Mason	Sischo
MERCY *	W, 84-47	Osorio	Harris	Fasoyiro	Veiga	Basden
at Molloy *	L, 81-72	Salzberg	Harris	Fasoyiro	Mason	Sischo
at Queens (NY) *	W, 67-55	Salzberg	Harris	Fasoyiro	Mason	Sischo

**SCORING BREAKDOWN (DAEMEN/OPPONENT)**

GAME	PTS IN PAINT	PTS OFF TOs	2ND CH. PTS	1ST HALF	2ND HALF	OT	FT	FB	START 5	BENCH
vs. Minnesota St. Moorhead	20/28	16/17	5/18	32/30	35/33	-	16/10	20/6	43/41	24/22
vs. #4 Colorado Mesa	26/48	20/21	9/8	39/35	26/41	-	17/15	10/18	43/41	22/35
at #3 West Texas A&M	24/22	9/16	8/17	29/38	37/31	-	10/9	16/6	55/49	11/20
at #12 Mercyhurst	44/44	4/41	13/4	33/38	30/47	-	13/13	0/13	55/62	8/23
at Staten Island *	40/18	14/7	21/5	47/32	33/29	-	11/7	10/0	60/31	20/30
ST. ROSE	42/28	13/3	8/8	39/35	44/36	-	11/10	19/6	68/62	15/9
at #7 West Liberty	28/26	6/26	7/14	36/29	25/34	-	4/9	0/0	58/56	3/7
at Le Moyne	36/40	21/20	16/9	46/44	31/40	-	11/10	14/33	65/60	12/24
ROBERTS WESLEYAN *	32/34	18/19	14/16	39/29	42/43	-	13/12	12/10	73/48	8/24
BRIDGEPORT *	30/22	12/15	6/16	37/33	34/26	-	5/8	20/16	55/42	16/17
FRANKLIN PIERCE	38/28	12/13	12/8	35/38	45/45	-	11/14	10/11	53/67	27/16
at Dist. Columbia *	40/24	12/13	5/9	36/29	38/35	-	5/13	10/16	60/51	14/13
PACE	24/32	20/17	8/5	42/37	41/35	-	22/3	0/4	60/64	23/8
at D'Youville *	38/40	15/6	20/13	46/34	46/42	-	20/13	2/6	79/65	13/11
MOLLOY *	44/20	24/10	11/4	48/27	45/32	-	9/4	18/6	58/39	35/20
QUEENS (NY) *	40/40	8/15	6/6	34/27	42/34	-	11/5	12/9	57/49	19/12
at St. Thomas Aquinas *	22/26	10/26	7/6	33/26	40/35	-	8/10	0/2	63/43	10/18
at Mercy *	40/14	7/24	8/5	36/37	40/22	-	9/4	4/10	74/53	2/6
STATEN ISLAND *	44/18	19/9	13/7	49/20	42/32	-	6/4	16/6	51/44	40/8
DIST. COLUMBIA *	36/30	13/12	8/4	35/27	31/31	-	15/13	6/4	64/38	2/20
at Roberts Wesleyan *	44/46	15/20	25/7	48/20	53/51	-	7/7	6/18	73/53	28/18
at Bridgeport *	38/32	20/19	10/9	50/31	45/43	-	11/7	12/10	60/51	35/23
D'YOUVILLE *	30/26	26/2	19/20	47/28	50/24	-	19/14	30/4	62/27	35/25
ST. THOMAS AQUINAS *	34/40	4/12	9/9	24/27	33/30	13/18	18/18	12/24	67/48	3/27
MERCY *	42/18	24/4	3/14	43/16	41/31	-	17/8	20/6	37/27	47/20
at Molloy *	32/34	8/16	17/7	36/46	36/35	-	14/13	2/11	61/70	11/11
at Queens (NY) *	34/30	13/6	6/2	30/32	37/23	-	9/5	3/8	60/39	7/16



## DAEMEN'S RECORD WHEN...

AT HOME	10-2
TRUE ROAD GAME	8-5
NEUTRAL SITE GAME	1-1
IN OCTOBER	1-2
IN NOVEMBER	2-2
IN DECEMBER	3-2
IN JANUARY	8-0
IN FEBRUARY	5-2
IN MARCH	0-0
LEAD AT HALFTIME	17-3
TIED AT HALFTIME	0-0
TRAIL AT HALFTIME	2-5
SCORE LESS THAN 60 PTS	0-0
SCORE 60-69 PTS	3-4
SCORE 70-79 PTS	5-3
SCORE 80-89 PTS	5-1
SCORE 90-99 PTS	5-0
SCORE 100+ PTS	1-0
ALLOW LESS THAN 60 PTS	8-0
ALLOW 60-69 PTS	5-2
ALLOW 70-79 PTS	6-2
ALLOW 80-89 PTS	0-4
ALLOW 90-99 PTS	0-0
ALLOW 100+ PTS	0-0
+ REBOUND MARGIN	16-3
- REBOUND MARGIN	2-4
REBOUNDS ARE TIED	0-1
SHOOT 50% OR BETTER	9-0
SHOOT UNDER 50%	10-8
OPPONENT SHOOTS 50% +	0-3
OPPONENT SHOOTS > 50%	19-5
ON MONDAYS	1-2
ON TUESDAYS	1-0
ON WEDNESDAYS	4-0
ON THURSDAYS	0-2
ON FRIDAYS	4-1
ON SATURDAYS	4-2
ON SUNDAYS	5-1

## MISCELLANEOUS SEASON STATS

### STARTING LINEUPS

W/L	G	G	G/F	G/F	C/F
15-6	Salzberg	Harris	Fasoyiro	Mason	Sischo
0-1	Harris	MacDonald	Fasoyiro	Bradley	Sischo
2-0	Salzberg	Harris	Fasoyiro	Bradley	Sischo
1-0	Johnson	Harris	Fasoyiro	Mason	Sischo
1-0	Osorio	Harris	Fasoyiro	Veiga	Basden

### WIN/LOSS MARGIN

	1	2	3	4	5	6	7	8	9	10	11-15	16-20	20-29	30+
Wins				1				1	1	1	6	3	1	5
Losses		1	2		1		1		1		1		1	

### LEADS & DEFICITS

Daemen's Biggest Halftime Lead	29 vs. Staten Island (01/28/21)
Daemen's Biggest Halftime Lead Lost	7 @ West Liberty (11/29/21)
Daemen's Biggest Halftime Deficit	10 @ Molloy (02/24/22)
Daemen Biggest Halftime Deficit Overcome	2 @ Queens (02/26/22)
Daemen's Biggest Margin Of Victory	45 vs. D'Youville (02/09/22)
Daemen's Biggest Margin Of Defeat	22 at Mercyhurst (11/18/21)

### DOUBLE-FIGURE SCORING

Andrew Sischo	26
Sean Fasoyiro	21
Andrew Mason	13
Kyle Harris	9
Nick MacDonald	8
Ryan Salzberg	6
Zecaree Veiga	2
Joey Atkins	1
Ryan Bradley	1

### DOUBLE-FIGURE REBOUNDING

Andrew Sischo	22
Sean Fasoyiro	2
Kyle Harris	1

### DOUBLE-DOUBLES

Andrew Sischo	22
Sean Fasoyiro	2
Kyle Harris	1

### 20-POINT SCORERS

Andrew Sischo	16
Sean Fasoyiro	1

### 30-POINT SCORERS

Andrew Sischo	6
---------------	---

## SUSTAINED SUCCESS

The Daemen program has been built on sustained success, winning at least 19 games in nine of the last 10 seasons. That span encompasses the end of Daemen's NAIA Era, its' NCAA transition period and the first six seasons of full NCAA Division II membership. The Wildcats have won 72% of their contests, going 225-87 in that span. Looking more recently, Daemen is 99-36 since the start of the 2017-18 season (.733 winning percentage).

## BACK-TO-BACK-TO-BACK

Daemen has earned three consecutive NCAA tournament berths. The Wildcats won 24 games (NCAA Era program record) and earned at-large bids to the NCAA tournament in 2019 and 2020. The Wildcats entered the 2021 tournament as the No. 2 seed in the East Region and picked up their first-ever NCAA tourney win with an 81-69 defeat of third-seeded Bloomfield en route to the program's first regional championship and Elite Eight appearance.

## DEGREE OF DIFFICULTY

Daemen's 2021-22 schedule will provide plenty of tests. The Wildcats are slated to play games against seven teams who were ranked in either the NABC or D2SIDA preseason national polls: Minnesota State Moorhead, Colorado Mesa, West Texas A&M, Mercyhurst, West Liberty, Saint Anselm, St. Thomas Aquinas. Daemen has recorded two wins over top-25 ranked teams in each of the last three seasons.

## MISSED OPPORTUNITY

Daemen missed a golden opportunity for a win over a top-25 team when they suffered a 63-61 setback at #7/#4 West Liberty on Nov. 29. The Wildcats led for more than 32 minutes and held the high octane Hilltoppers under 70 points for the first time since 2018, but it wasn't enough as the hosts forced 21 turnovers and overcame a seven-point halftime deficit. Daemen was attempting to hand WLU just its sixth loss in a non-conference home game over the last 18 seasons. It marked Daemen's second loss by three points or fewer to a nationally ranked opponent this season.

## BEASTS OF THE EAST

Daemen owns a 132-42 record (.759 winning percentage) in games against East Region opponents since the start of the 2014-15 season. That includes a combined 27-9 mark (.750 winning percentage) against affiliates of the Central Atlantic Collegiate Conference and Northeast 10 Conference.

## GROUNDING THE REDHAWKS

Daemen has swept the season series with longtime rival Roberts Wesleyan, including a 101-71 rout on Feb. 2. The Wildcats have won 31 of the last 33 meetings dating back to the 2007-08 season. That includes wins in 13 straight meetings at Lumsden Gymnasium.

## BUFFALO'S BIGGEST STAGE

For the second time in the last three seasons, Daemen got the opportunity to play at the KeyBank Center in downtown Buffalo. The 19,000-seat arena has served as the host site for the NCAA Division I men's basketball tournament six times since opening in 1996 in addition to being the home of the NHL's Buffalo Sabres. Daemen's most recent trip was not as successful as the first. The Wildcats dropped an 83-81 decision to regionally ranked Franklin Pierce on Dec. 18. The game was played as part of the Big Four Basketball Tripleheader which also featured Division I contests between Niagara and Albany and also Canisius and Buffalo. Daemen made their KeyBank Center debut with an 83-81 win over Wilmington on Nov. 23, 2019. Daemen head coach Mike MacDonald is the all-time leader in coaching wins in the building with an 18-12 record there.

## INDIVIDUAL MISCELLANEOUS STATS

### DOUBLE-FIGURE SCORING GAMES

Player	17-18	18-19	19-20	20-21	21-22	Career
J. Atkins	-	1	-	-	1	2
Z. Basden	-	1	0	0	0	1
T. Book	-	2	-	-	0	2
R. Bradley	-	-	0	-	1	1
S. Fasoyiro	0	9	9	12	21	51
K. Harris	-	-	5	10	9	24
N. MacDonald	-	-	3	1	8	12
A. Mason	-	-	-	10	13	23
R. Salzberg	-	-	1	8	6	15
A. Sischo	25	27	31	15	26	124
Z. Veiga	-	-	5	2	2	9

### 20-POINT PLUS SCORING GAMES

Player	17-18	18-19	19-20	20-21	21-22	Career
S. Fasoyiro	0	1	0	2	1	4
K. Harris	-	-	0	3	0	3
A. Mason	-	-	-	1	0	1
A. Sischo	7	14	24	14	16	75

### 30-POINT PLUS SCORING GAMES

Player	17-18	18-19	19-20	20-21	21-22	Career
S. Fasoyiro	0	0	0	1	0	1
A. Sischo	1	4	6	4	6	21

### DOUBLE-FIGURE REBOUNDING GAMES

Player	17-18	18-19	19-20	20-21	21-22	Career
S. Fasoyiro	0	1	1	5	2	9
K. Harris	-	-	0	0	1	1
A. Mason	-	-	-	2	0	2
A. Sischo	8	17	22	13	22	82

### DOUBLE-DOUBLES

Player	17-18	18-19	19-20	20-21	21-22	Career
S. Fasoyiro	0	1	0	2	2	5
K. Harris	-	-	0	0	1	1
A. Mason	-	-	-	2	0	2
A. Sischo	8	17	22	13	22	82

## IN THE NCAA RECORD BOOK

Star center Andrew Sischo has recently entered the [NCAA Division II record book](#) for both scoring and rebounding. During Daemen's game against Pace on Jan. 5, Sischo became just the 34th player in NCAA Division II history to reach 2,500 points in a career. With 2,829 points, he ranks 17th all-time. He also ranks fifth for career rebounding with 1,451 boards. He is the only player in NCAA Division II history with at least 2,800 points and 1,400 rebounds.

### Career Scoring

13. Carl Hartman, Ald. Broaddus (2,959)
14. Earl Monroe, Winston-Salem (2,935)
15. Bo Clark, UCF (2,886)
16. Ed Murphy, Merrimack (2,874)
- 17. Andrew Sischo, Daemen (2,829)**
18. Harrison Cleary, MN-Crookst. (2,822)
19. Bill Fennelly, Central Mo. (2,819)

### Career Rebounding

1. Major Jones, Albany St. (2,052)
2. Clemon Johnson, FL A&M (1,494)
3. Wayne Robertson, So. NH (1,487)
4. Carlos Terry, Winston-Salem (1,467)
- 5. Andrew Sischo, Daemen (1,451)**
6. James Hector, American Int'l (1,446)
7. Garret Kerr, USciences (1,391)

## COVID RAGES ON

Daemen has had seven games affected by COVID-19 protocols this season. Upon returning from their season-opening trip to Texas, the Wildcats were forced into a pause of team activities that cost them a pair of exhibition games (Nov. 4 at Buffalo, Nov. 8 vs. Medaille) as well as two home games which were to be played as part of the East Region Challenge (Nov. 12 vs. USciences, Nov. 13 vs. Bentley). COVID-19 again came into play following the NCAA-mandated holiday break as the Wildcats lost home games with Stonehill (Dec. 30) and Saint Anselm (Jan. 1) as well as a road contest at Clarion (Jan. 3).

## SETTING THE PACE

Daemen returned to action following a two-week hiatus and scored an 83-72 win over regionally ranked Pace on Jan. 5. The Setters were the eighth opponent Daemen has faced that has been ranked within their respective D2SIDA regional polls. Andrew Sischo scored 15 of his game-high 24 points in the second half and Nick MacDonald scored a season-high 18 points in 22 minutes off the bench. MacDonald and sophomore guard Andrew Mason accounted for eight of the Wildcats' season-high 11 three-pointers. The Wildcats came into the game averaging just 10.8 made free throws per game but posted season-highs in free throws made (22) and attempted (24) while outscoring Pace by 19 points at the charity stripe.

## THE EMPIRE STATE'S CENTER

On Jan. 8 at D'Youville, Andrew Sischo passed Niagara legend Calvin Murphy for the most points scored by a men's basketball player at a Western New York collegiate institution. On Jan. 28 vs. Staten Island, he passed Geneseo's Scott Fitch to become the all-time leading scorer for all NCAA men's basketball programs in NY State.

### All-Time Scoring - NY State NCAA Teams

1. Andrew Sischo, Daemen (2,829)
2. Scott Fitch, Geneseo (2,634)
3. Terrance Bailey, Wagner (2,591)
4. Mike Hoyt, Mt. St. Mary (2,586)
5. Calvin Murphy, Niagara (2,548)
6. Steve Burt, Iona (2,534)
7. Charles Jenkins, Hofstra (2,513)

## BACK FOR MORE

Like teammates Andrew Sischo and Sean Fasoyiro, Buffalo native Kyle Harris elected to utilize an additional season of eligibility granted by the NCAA due to the COVID-19 pandemic. Harris, who began his career at Erie Community College, has appeared in 61 games and made 36 starts (27 consecutive). He was a Second Team All-ECC selection in 2020-21 when he

averaged 12.5 points per game.

## WNY'S DIVISION II RIVALRY

Western New York's newest Division II rivalry has been a one-sided affair with Daemen defeating D'Youville in all five meetings since the Saints joined the ECC last season. The Wildcats scored a 92-76 win at D'Youville on Jan. 8 with five players reaching double figures, led by Andrew Sischo (36 points) and Kyle Harris (18 points). The teams met again Feb. 9 with Daemen racing to a 97-52 victory. Sean Fasoyiro (15 points) led another quintet of double-figure scorers while Sischo notched yet another double-double (13 points, 21 rebounds). The 45-point victory margin tied the most lopsided win of Daemen's NCAA era.

## A SWEET REMATCH

On Jan. 21, Daemen picked up a 73-61 win at St. Thomas Aquinas in a rematch of both the ECC Championship and East Regional finals from a season ago. Kyle Harris sunk five three-pointers and scored a season-high 19 points to lead the way. Sean Fasoyiro netted 15 points and Andrew Sischo contributed yet another double-double (12 points, 16 rebounds) as the Wildcats never trailed. The Wildcats and Spartans have developed one of the ECC's best rivalries in recent years with Daemen winning four of the last seven meetings. STAC secured its fifth ECC title in the last six seasons with an 83-67 win over the Wildcats last March.

Daemen exacted revenge just over a week later in the regional finals, also known as the "Sweet 16", winning 71-70 at the Albany Capital Center to advance to the Elite Eight for the first time in the program's NCAA era. The programs rank first (STAC) and second (Daemen) in wins among ECC and all NY State Division II teams since the start of the 2013-14 season. In that span, Daemen is one of only two teams with four wins at STAC's Aquinas Hall (also Bridgeport).

## HAVE MERCY

Daemen swept their season series with Mercy, pushing the Wildcats to 18-0 all-time against the Mavericks. It is Daemen's longest active winning streak against any single opponent. In the series, 13 meetings have been decided by 10 points or more, including the last six in a row. Daemen also owns a pair of one-point wins over the Mavericks. Mercy is one of four ECC teams that Daemen has won at least a nine-game active winning streak against (11 straight wins vs. D'Youville, 10 straight wins vs. Queens and District of Columbia).



Andrew Sischo battles inside during Daemen's Dec. 18 game vs. Franklin Pierce at KeyBank Center.

## FASOYIRO MILESTONE

Graduate student Sean Fasoyiro scored the 1,000th point of his career in Daemen's win over D'Youville on Feb. 9. Fasoyiro netted 494 points in 81 games over three seasons at Franklin Pierce. In his two seasons at Daemen, he has produced more points (513) in less than half the games played (39). Fasoyiro is the second Daemen player in the last three seasons to surpass 1,000 career points after beginning his career elsewhere (also Joey Wallace in the 2019-20 season). Fasoyiro has started every game since the start of the 2020-21 season, leading Daemen to a 27-12 overall record and a 21-2 mark in ECC play.

## WORKING OVERTIME

Daemen's 12-game winning streak came to an end Feb. 18 when St. Thomas Aquinas (#21 in D2SIDA poll) earned a 75-70 overtime win at Lumsden Gymnasium. Andrew Sischo netted 31 points and grabbed 11 rebounds and Ryan Salzberg tossed in 16 points, but it wasn't enough. The Wildcats had trouble bottling up STAC guard Demetre Roberts who scored 28 points, including eight of the Spartans' 18 points in the extra period. It was Daemen's first overtime game since an 84-81 win at STAC during the 2020-21 season.



## **MARCH 2: Men's Basketball Ranked 8th In Final NCAA Regional Rankings**

AMHERST, N.Y. - Daemen College is the No. 8 team in the [official NCAA Division II East Region rankings](#) for men's basketball which were released this afternoon. It marks the last of three polls that will be released by the Regional Advisory Committee. The NCAA announces 10-team rankings for each of the eight regions across the country for three successive weeks leading up to the NCAA Championship selection announcement, which will be made this year on Sunday, March 6.

The East Region of NCAA Division II is comprised of teams from the East Coast Conference, the Northeast-10 Conference and the Central Atlantic Collegiate Conference. The eight-team NCAA Championships East Regional—one of eight regional tournaments that comprise the 64-team NCAA tournament—will consist of three automatic berths and five at-large selections, and it takes place March 12-15 at a site that is yet to be determined.

Bentley (20-4) of the Northeast-10 sits atop the NCAA Regional poll for the third straight week, while Franklin Pierce University (17-9), Saint Anselm College (17-9), Dominican College (20-6) and Pace University (19-8) round out the top five. The bottom five consists of the University of New Haven (17-8), St. Thomas Aquinas College (24-4), Daemen (19-8), Southern New Hampshire University (13-11) and Adelphi University (17-10).

Under the guidance of eighth-year head coach [Mike MacDonald](#), the Wildcats have posted a 19-8 overall record so far this season, as well as a 16-2 mark in ECC play. Daemen owns an 18-5 in-region record this season and a 2-2 mark against teams included in this week's regional rankings—having defeated No. 5 Pace (83-72) and No. 7 St. Thomas Aquinas (73-61) and having lost to No. 2 Franklin Pierce (83-80) and St. Thomas Aquinas (75-70 OT). The Wildcats were scheduled to play No. 1 Bentley and No. 3 Saint Anselm, but those games were canceled due to COVID-19 protocols.

Daemen has won 14 of their last 16 contests and are coming off a 67-55 defeat of Queens College (N.Y.) in the regular season finale this past Saturday. The Wildcats will enter postseason play as the No. 2 seed in this week's ECC Championship tournament and will play in the semifinal round this Saturday, March 5 at 3:30 p.m. They await the winner of tonight's first round contest between third-seeded Molloy College sixth-seeded University of the District of Columbia. The semifinal and final rounds of the ECC Championship are being held at Aquinas Hall on the campus of St. Thomas Aquinas.

**THE LAST TIME A DAEMEN PLAYER...**

Scored 20-29 points	Andrew Sischo (27) at Queens, 02/26/22
Scored 30-39 points	Andrew Sischo (31) vs. St. Thomas Aquinas, 02/18/22
Scored 40-49 points	Andrew Sischo (42) at Roberts Wesleyan, 02/08/21
Made 10+ field goals	Andrew Sischo (10-15) at Queens, 02/26/22
Made 10+ free throws	Andrew Sischo (12-18) at D'Youville, 01/08/22
Made 5-9 three-pointers	Kyle Harris (5-7) at Bridgeport, 02/05/22
Made 10+ three-pointers	David Skolen (12-18) vs. Waynesburg, 11/15/89
Had 10-14 rebounds	Andrew Sischo (11) at Molloy, 02/24/22
Had 15-19 rebounds	Andrew Sischo (15) at Queens, 02/26/22
Had 20+ rebounds	Andrew Sischo (21) vs. D'Youville, 02/09/22
Had 10+ assists	Darius Garvin (10) at St. Thomas Aquinas, 02/02/18
Had 5+ blocks	Andrew Sischo (5) vs. Felician, 11/08/19
Had 5+ steals	Breon Harris (6) at NY Tech, 03/01/20
Had a double-double	Andrew Sischo (27 pts / 15 rebs) at Queens, 02/26/22
Had a triple-double	Gerald Beverly (17 pts / 17 reb / 12 blk) vs. St. Thomas (Fla.), 12/17/14
Had 20 points and 20 rebounds	Andrew Sischo (31 pts / 21 reb) vs. D'Youville, 02/10/21
Had consecutive double-doubles	Andrew Sischo (2), 02/24/22 - 02/26/22
Scored go-ahead points in final 30 seconds of win	Ryan Salzberg (3PT w/ 26 seconds remaining OT) at St. Thomas Aquinas, 02/28/21

**THE LAST TIME A DAEMEN TEAM...**

Allowed 50 points or fewer	vs. Mercy (W, 84-47), 02/20/22
Won by 20-29 points	at Bridgeport (W, 95-74), 02/05/22
Won by 30+ points	vs. Mercy (W, 84-47), 02/20/22
Scored 90-99 points	vs. D'Youville (W, 97-52), 02/09/22
Scored 100+ points	at Roberts Wesleyan (W, 101-71), 02/02/22
Had 50+ rebounds	vs. D'Youville (52), 02/09/22
Shot 50%+ from the field	vs. Mercy (30-58, 51.7%), 02/20/22
Shot 60%+ from the field	at St. Rose (34-56, 62.5%), 12/19/19
Shot 50%+ from three-point range (min. 10 att)	vs. D'Youville (14-27, 51.9%), 02/09/22
Shot 60%+ from three-point range (min. 10 att)	vs. MSU Moorhead (9-14, 64.3%), 10/29/21
Shot 90%+ from free throw line (min. 10 at)	vs. Pace (22-24, 91.7%), 01/05/22
Finished without a three-point field goal	vs. Queens (0-12), 11/09/12
Made 10-14 three-pointers	vs. D'Youville (14-27), 02/09/22
Made 15+ three-pointers	at D'Youville (17-34), 02/15/21
Had 10+ blocked shots	vs. Indianapolis (10), 12/18/14
Had 10+ steals	vs. Mercy (10), 02/20/22
Had 20+ assists	vs. D'Youville (22), 02/09/22
Had 4 players in double figures	vs. Mercy, 02/20/22
Had 5 players in double figures	vs. D'Youville, 02/09/22
Had 6 players in double figures	vs. Dist. Columbia, 01/27/19
Had all 5 starters in double figures	vs. Bloomfield, 03/14/21
Had 2 players score 20+ points	vs. Saint Rose (Sischo 37, Fasoyiro 23), 11/27/21
Had 2 or more players with 10+ rebounds	vs. Bridgeport (Sischo 12, Harris 12), 12/12/21
Had 2 or more players record a double-double	vs. Bridgeport (Sischo, Harris), 12/12/21
Won in overtime	at St. Thomas Aquinas (W, 84-81), 02/27/21
Lost in overtime	vs. St. Thomas Aquinas L, 75-70, OT), 02/18/22
Scored 80 points or more and lost	vs. Franklin Pierce (L, 83-80), 12/18/21
Scored 90 points or more and lost	at Dominican (L, 98-93, OT), 01/07/14
Allowed 60 points or fewer and lost	vs. St. Thomas Aquinas (L, 60-57), 03/03/18
Played a nationally-ranked opponent	vs. RV/#21 St. Thomas Aquinas (L, 75-70, OT), 02/18/22
Defeated a nationally-ranked opponent	vs. #11/#5 St. Thomas Aquinas (W, 71-70), 03/16/21

**SEASON RECORDS**

POINTS				THREE-POINT FIELD GOALS				REBOUNDS			
1.	Andrew Sischo	773	2019-20	1.	David Skolen	114	1989-90	1.	Jim Chapman	394	1988-89
2.	Robert Robinson	767	1990-91	2.	Jeff Redband	100	2019-20	2.	Gerald Beverly	373	2014-15
3.	David Skolen	699	1989-90	3.	Kharmen Wingard	86	2003-04	3.	Andrew Sischo	362	2019-20
4.	Russell John	629	1990-91	4.	Brian Montanaro	84	2004-05	4.	Andrew Sischo	350	2021-22
5.	Gerald Beverly	620	2014-15	5.	Pete Loney	83	2008-09	5.	Alex Nwora	347	1991-92
6.	Torrence Dyck	612	2015-16	6.	Jeff Redband	79	2018-19	6.	Brian Pettit	329	1996-97
7.	Chris Lewis	611	1989-90	7.	Russell John	78	1990-91	7.	Alex Nwora	313	1992-93
8.	Andrew Sischo	606	2021-22	8.	Donjuan Tyson	77	2006-07	8.	Alex Nwora	312	1990-91
9.	Brian Montanaro	592	2005-06	9.	Gabriel Marshall	76	2003-04	9.	Brian Pettit	288	1995-96
10.	Andrew Sischo	585	2018-19		Kharmen Wingard	76	2004-05	10.	Chris Lewis	287	1989-90

POINTS PER GAME				THREE-POINT % (min. 1 3PT/game)			REBOUNDS PER GAME				
1.	Andrew Sischo	26.9	2020-21	1.	David Skolen	.557	1986-87	1.	Jim Chapman	14.1	1988-89
2.	Robert Robinson	25.6	1990-91	2.	Marty Lange	.524	1997-98	2.	Andrew Sischo	13.0	2020-21
3.	Andrew Sischo	24.9	2019-20	3.	Mike Maisto	.500	2007-08	3.	Gerald Beverly	12.0	2014-15
4.	Torrence Dyck	21.9	2015-16		Jesse Lalka	.500	2015-16	4.	Andrew Sischo	11.7	2019-20
5.	David Skolen	21.8	1989-90	5.	David Skolen	.491	1989-90	5.	Alex Nwora	11.6	1992-93
	Ralph Henderson	21.8	1987-8	6.	David Skolen	.477	1988-89		Alex Nwora	11.6	1991-92
7.	Russell John	21.0	1990-91	7.	Kevin Lange	.461	2002-03	7.	Brian Pettit	10.6	1996-97
8.	Ralph Henderson	20.5	1986-87		Jay Sarkis	.461	2015-16	8.	Alex Nwora	10.4	1990-91
9.	Andrew Sischo	20.9	2018-19	9.	Brian Montanaro	.452	2004-05	9.	Sandy Finney	10.2	1995-96
10.	Gerald Beverly	20.0	2014-15	10.	Jeff Redband	.450	2016-17	10.	Sandy Finney	10.1	1994-95
									Andrew Sischo	10.1	2018-19

FIELD GOALS				FREE THROWS				ASSISTS			
1.	Andrew Sischo	298	2019-20	1.	Robert Robinson	282	1990-91	1.	Mark Coppola	203	2012-13
2.	Chris Lewis	257	1989-90	2.	Gerald Beverly	180	2014-15		Derrick Henry	203	1988-89
3.	David Skolen	247	1989-90	3.	Robert Robinson	176	1991-92	3.	Robert Robinson	187	1990-91
4.	Andrew Sischo	240	2021-22	4.	Andrew Sischo	164	2019-20	4.	Robert Robinson	186	1989-90
5.	Robert Robinson	231	1990-91	5.	Alex Nwora	161	1992-93	5.	Mark Coppola	161	2011-12
6.	Andrew Sischo	229	2018-19	6.	Joe Olsen	148	2005-06	6.	Tim Foley	157	1994-95
7.	Gerald Beverly	219	2014-15	7.	Robert Robinson	142	1989-90	7.	Mark Coppola	154	2013-14
8.	Russell John	218	1990-91	8.	Monty Montgomery	140	2000-01	8.	Steve Chandler	152	2003-04
9.	Torrence Dyck	217	2015-16	9.	Jonathan Walker	139	2002-03	9.	Steve Chandler	147	2002-03
10.	Robert Robinson	205	1989-90	10.	Jonathan Walker	134	2001-02	10.	Russell John	139	1991-92

FIELD GOAL % (min. 150 made)				FREE THROW % (min. 100 made)				STEALS			
1.	S. Van Duijngaarden	.661	1991-92	1.	David Skolen	.850	1989-90	1.	Derrick Henry	74	1988-89
2.	Andrew Sischo	.645	2019-20	2.	Todd Zielinski	.850	1996-97	2.	Russell John	73	1990-91
3.	Andrew Sischo	.630	2020-21	3.	Kevin Lange	.844	2002-03	3.	Breon Harris	70	2017-18
4.	Chris Lewis	.624	1989-90	4.	Robert Robinson	.827	1991-92	4.	Casey Sheehan	68	2012-13
5.	Brian Harmon	.610	1986-87	5.	David Skolen	.823	1988-89	5.	Devon Dawson	67	2007-08
6.	Gerald Beverly	.607	2014-15	6.	Mark Rouse	.806	2001-02	6.	Anibal Soler	66	1999-00
7.	Brian Pettit	.605	1998-99	7.	Monty Montgomery	.790	1997-98	7.	Eder Joseph	62	1999-00
8.	Chris Lewis	.603	1988-89	8.	Robert Robinson	.789	1989-90	8.	Jorge Ebanks	61	2009-10
9.	Gerald Beverly	.597	2012-13	9.	Brian Montanaro	.783	2005-06	9.	Dewan Stroud	60	2006-07
10.	Andrew Sischo	.586	2018-19	10.	Monty Montgomery	.782	2000-01	10.	Therreon Blackwell	59	2004-05
									Rob Robinson	59	1990-91
									Breon Harris	59	2019-20


**Gerald Beverly**

**David Skolen**

BLOCKS			
1.	Ron Wright	119	2005-06
2.	Ron Wright	114	2004-05
3.	Gerald Beverly	111	2013-14
4.	Gerald Beverly	110	2014-15
5.	Gerald Beverly	59	2012-13
6.	Brian Pettit	55	1998-99
7.	Mario Torres	54	1992-93
8.	Brian Pettit	52	1996-97
9.	Gerald Beverly	50	2011-12
10.	Ralph Henderson	49	1986-87



**CAREER RECORDS**
**POINTS (1,000-Point Club)**

1.	Andrew Sischo	2,829	2017-Pr.
2.	Robert Robinson	1,962	1988-92
3.	Brian Montanaro	1,920	2002-06
4.	David Skolen	1,876	1986-90
5.	M. Montgomery	1,814	1996-01
6.	Gerald Beverly	1,799	2011-15
7.	Alex Nwora	1,514	1989-93
8.	Casey Sheehan	1,505	2010-14
9.	Jeff Redband	1,422	2016-20
10.	Brian Pettit	1,414	1994-99
11.	Rob Lange	1,330	1992-96
12.	Devon Dawson	1,310	2007-12
13.	Kharmen Wingard	1,281	2002-05
14.	Jim Regan	1,241	2009-13
15.	Mark Rouse	1,172	1998-02
16.	Kevin Lange	1,152	1999-03
17.	Chris Moore	1,126	1996-00
18.	Chris Lewis	1,105	1988-90
19.	Jordan Greene	1,090	2011-15
20.	Danny McCabe	1,078	1884-98
21.	Jay Sarkis	1,070	2015-20
22.	Therreon Blackwell	1,069	2002-06
23.	Russell John	1,061	1990-92
24.	Torrence Dyck	1,056	2014-16
25.	Deion Hamilton	1,029	2015-19
26.	Ralph Henderson	1,015	1986-88
27.	Breon Harris	1,012	2016-20

**POINTS PER GAME**

1.	Andrew Sischo	21.6	2017-Pr.
2.	Torrence Dyck	20.7	2014-16
3.	Chris Lewis	18.4	1988-90
4.	Robert Robinson	17.8	1988-92
5.	Russell John	17.4	1990-92
6.	Dewan Stroud	16.8	2006-08
7.	David Skolen	16.5	1986-90
8.	Monty Montgomery	16.2	1996-01
9.	Jonathan Walker	15.3	2001-03
10.	Dom Mazzocchi	15.2	2010-12

**FIELD GOALS**

1.	Andrew Sischo	1,122	2017-Pr.
2.	David Skolen	687	1986-90
3.	Gerald Beverly	669	2011-15
4.	Brian Montanaro	656	2002-06
	Monty Montgomery	656	1996-01
6.	Robert Robinson	640	1988-92
7.	Casey Sheehan	544	2010-14
8.	Alex Nwora	532	1989-93
9.	Brian Pettit	519	1994-99
10.	Jim Regan	477	2009-13


**Brian Montanaro**
**FIELD GOAL % (MIN. 150 MADE)**

1.	Chris Lewis	.615	1988-90
2.	S. Van Duluitgaarden	.606	1990-92
3.	Andrew Sischo	.605	2017-Pr.
4.	Gerald Beverly	.583	2011-15
5.	Kadeem Johnson	.581	2010-14
6.	Steve Chandler	.568	2002-04
7.	Joe Olsen	.559	2004-06
8.	Darnell Jackson	.554	2003-05
9.	Ralph Henderson	.549	1986-88
10.	Brian Pettit	.543	1994-99

**THREE-POINT FIELD GOALS**

1.	Jeff Redband	316	2016-20
2.	Brian Montanaro	288	2002-06
3.	David Skolen	279	1986-90
4.	Kharmen Wingard	237	2002-05
5.	Jordan Greene	201	2011-15
6.	Jay Sarkis	200	2015-20
7.	Mark Rouse	183	1998-02
8.	Kevin Lange	169	1999-03
9.	Casey Sheehan	147	2010-14
10.	Russell John	143	1990-92

**THREE-POINT % (min. 50 made)**

1.	David Skolen	.487	1986-90
2.	Jesse Lalka	.463	2013-17
3.	Jeff Redband	.438	2016-20
4.	Robert Robinson	.433	1988-92
5.	Jay Sarkis	.429	2015-20
6.	Pete Loney	.426	2007-09
7.	Adrian Baugh	.424	1999-01
8.	Brian Montanaro	.418	2002-06
9.	Kyle Clifford	.415	2013-15
10.	Donjuan Tyson	.403	2006-07

**FREE THROWS**

1.	Robert Robinson	630	1988-92
2.	Andrew Sischo	557	2017-Pr.
3.	Gerald Beverly	459	2011-15
5.	Alex Nwora	441	1989-93
5.	Monty Montgomery	427	1996-01
6.	Brian Pettit	373	1994-99
7.	Rob Lange	366	1992-96
8.	Brian Montanaro	320	2002-06
9.	Devon Dawson	275	2007-12
10.	Jonathan Walker	273	2001-03

**FREE THROW % (min. 100 made)**

1.	Jeff Redband	.880	2016-20
2.	David Skolen	.826	1986-90
3.	Arif Mehmetaj	.806	2014-17
4.	Jay Sarkis	.795	2015-20
5.	Robert Robinson	.788	1988-92
	Mark Rouse	.788	1998-02
7.	Brian Montanaro	.786	2002-06
8.	Jaleo Wilkes	.773	2015-17
9.	Jeff Eaddy	.768	1986-90
10.	Monty Montgomery	.757	1996-01

**REBOUNDS**

1.	Andrew Sischo	1,451	2017-Pr.
2.	Alex Nwora	1,103	1989-93
3.	Gerald Beverly	1,004	2011-15
4.	Brian Pettit	991	1994-99
5.	Monty Montgomery	806	1996-01
6.	Jim Regan	587	2009-13
7.	Devon Dawson	585	2007-12
8.	Danny McCabe	570	1994-98
9.	Eder Joseph	542	1997-00
10.	Mario Torres	537	1990-94

**REBOUNDS PER GAME**

1.	Andrew Sischo	11.1	2017-Pr.
2.	Alex Nwora	9.3	1989-93
3.	Brian Pettit	8.7	1994-99
4.	Chris Lewis	8.5	1988-90
5.	Gerald Beverly	8.4	2011-15
6.	Steve Chandler	7.4	2002-04
7.	Monty Montgomery	7.2	1996-01
8.	Eder Joseph	6.7	1997-00
9.	Mario Torres	6.5	1990-94
	Jonathan Walker	6.5	2001-03

**ASSISTS**

1.	Mark Coppola	623	2010-14
2.	Robert Robinson	503	1988-92
3.	Casey Sheehan	470	2010-14
4.	Therreon Blackwell	438	2002-06
5.	Jay Sarkis	336	2015-20
6.	Tim Foley	334	1990-95
7.	Mark Rouse	320	1998-02
8.	Anibal Soler	304	1997-00
9.	Steve Chandler	299	2002-04
10.	David Skolen	293	1986-90

**STEALS**

1.	Devon Dawson	198	2007-12
2.	Therreon Blackwell	185	2002-06
	Casey Sheehan	185	2010-14
	Breon Harris	185	2016-20
5.	Mark Coppola	168	2010-14
6.	Anibal Soler	165	1996-00
7.	Robert Robinson	161	1988-92
	Brian Montanaro	161	2002-06
8.	Alex Nwora	154	1989-93
9.	Monty Montgomery	135	1996-01
	Mark Rouse	135	1998-02

**BLOCKS**

1.	Gerald Beverly	330	2011-15
2.	Ron Wright	233	2004-06
3.	Brian Pettit	144	1994-99
4.	Andrew Sischo	122	2017-Pr.
5.	Jim Regan	117	2009-13
6.	Mario Torres	102	1990-94
7.	Jeff Redband	101	2016-20
8.	Kevin Lange	81	1999-03
9.	Ralph Henderson	79	1986-88
10.	Garyce Hervey	78	1998-00

## SINGLE GAME RECORDS

### POINTS

1.	Andrew Sischo	47	vs. Queens (N.Y.)	03/04/20
----	---------------	----	-------------------	----------

### REBOUNDS

1.	Jim Chapman	25	vs. New Jersey Inst. Of Tech.	11/26/88
----	-------------	----	-------------------------------	----------

### ASSISTS

1.	Robert Robinson	18	vs. Windsor	11/10/90
----	-----------------	----	-------------	----------

### BLOCKED SHOTS

1.	Gerald Beverly	12	vs. St. Thomas (Fla.)	12/17/14
----	----------------	----	-----------------------	----------

### STEALS

1.	Derrick Henry	8	vs. SUNY Cortland	01/07/89
----	---------------	---	-------------------	----------

### FIELD GOALS MADE

1.	Andrew Sischo	19	vs. Queens (N.Y.)	03/04/20
----	---------------	----	-------------------	----------

### FIELD GOALS ATTEMPTED

1.	Russell John	32	vs. Ramapo	11/16/90
----	--------------	----	------------	----------

### FREE THROWS MADE

1.	Robert Robinson	21	vs. Point Park	02/02/91
----	-----------------	----	----------------	----------

### FREE THROWS ATTEMPTED


1.	Robert Robinson	24	vs. Point Park	02/02/91
----	-----------------	----	----------------	----------

### 3-POINT FIELD GOALS MADE


1.	David Skolen	12	vs. Waynesburg	11/15/89
----	--------------	----	----------------	----------

### 3-POINT FIELD GOALS ATTEMPTED

1.	David Skolen	18	vs. Waynesburg	11/15/89
----	--------------	----	----------------	----------



Alex Nwora



Robert Robinson

**SINGLE GAME RECORDS – INDIVIDUAL – NCAA ERA (2015-present)**
**POINTS**

1. Andrew Sischo	47	vs. Queens (N.Y.)	03/04/20
------------------	----	-------------------	----------

**REBOUNDS**

1. Andrew Sischo	23	vs. Molloy	02/16/18
------------------	----	------------	----------

**ASSISTS**

1. Jay Sarkis	11	vs. Queens (N.Y.)	01/21/18
---------------	----	-------------------	----------

**BLOCKED SHOTS**

1. Arif Mehmetaj	6	vs. Mercy	01/28/17
------------------	---	-----------	----------

**STEALS**

1. Breon Harris	7	vs. LIU Post	01/12/18
-----------------	---	--------------	----------

**FIELD GOALS MADE**

1. Andrew Sischo	19	vs. Queens (N.Y.)	03/04/20
------------------	----	-------------------	----------

**FIELD GOALS ATTEMPTED**

1. Andrew Sischo	29	vs. Queens (N.Y.)	03/04/20
------------------	----	-------------------	----------

**FREE THROWS MADE**

1. Jaleo Wilkes	14	vs. Mercyhurst	11/27/16
-----------------	----	----------------	----------

**FREE THROWS ATTEMPTED**

1. Jaleo Wilkes	15	vs. Mercyhurst	11/27/16
Andrew Sischo	15	vs. Molloy	02/16/18

**3-POINT FIELD GOALS MADE**

1. Jeff Redband	7	vs. LIU Post	02/15/19
Jeff Redband	7	vs. U. Sciences	11/30/19
Jeff Redband	7	vs. Roberts Wesleyan	02/01/20
Jeff Redband	7	vs. Bridgeport	02/07/20

**3-POINT FIELD GOALS ATTEMPTED**

1. Jeff Redband	13	vs. LIU Post	02/23/18
-----------------	----	--------------	----------

**SINGLE GAME RECORDS – INDIVIDUAL – EAST COAST CONFERENCE GAMES (2013-present)**
**POINTS**

1. Andrew Sischo	42	vs. Roberts Wesleyan	02/08/21
------------------	----	----------------------	----------

**REBOUNDS**

1. Andrew Sischo	23	vs. Molloy	02/16/18
------------------	----	------------	----------

**ASSISTS**

1. Jay Sarkis	11	vs. Queens (N.Y.)	01/21/18
---------------	----	-------------------	----------

**BLOCKED SHOTS**

1. Gerald Beverly	11	vs. Mercy	01/06/14
-------------------	----	-----------	----------

**STEALS**

1. Breon Harris	7	vs. LIU Post	01/12/18
-----------------	---	--------------	----------

**FIELD GOALS MADE**

1. Andrew Sischo	16	vs. Molloy	02/08/19
Andrew Sischo	16	vs. Roberts Wesleyan	02/08/21

**FIELD GOALS ATTEMPTED**

1. Andrew Sischo	26	vs. Molloy	02/08/19
------------------	----	------------	----------

**FREE THROWS MADE**

1. Casey Sheehan	14	vs. Dowling	02/21/14
Gerald Beverly	14	vs. Bridgeport	01/10/15
Gerald Beverly	14	vs. Mercy	02/21/15

**FREE THROWS ATTEMPTED**

1. Casey Sheehan	20	vs. Dowling	02/21/14
------------------	----	-------------	----------

**3-POINT FIELD GOALS MADE**

1. Jeff Redband	7	vs. LIU Post	02/15/19
Jeff Redband	7	vs. Roberts Wesleyan	02/01/20
Jeff Redband	7	vs. Bridgeport	02/07/20

**3-POINT FIELD GOALS ATTEMPTED**

1. Jordan Greene	13	vs. Dowling	01/17/14
Jeff Redband	13	vs. LIU Post	02/23/18


**Jeff Redband**

**Casey Sheehan**

**SINGLE GAME RECORDS – TEAM – NCAA ERA (2015-present)**

<b>POINTS</b>	109	vs. Wilmington (Del.)	11/13/15
<b>VICTORY MARGIN</b>	45	vs. LIU Post	02/15/19
	45	vs. D'Youville	02/09/22
<b>REBOUNDS</b>	57	vs. D'Youville	02/10/19
<b>OFFENSIVE REBOUNDS</b>	23	vs. Molloy	02/08/19
<b>DEFENSIVE REBOUNDS</b>	40	vs. Dowling	12/18/15
	40	vs. Felician	11/08/19
	40	vs. Mercy	12/13/19
	40	vs. D'Youville	02/10/21
<b>ASSISTS</b>	27	vs. LIU Post	12/14/18
	27	vs. LIU Post	02/15/19
	27	at Roberts Wesleyan	02/02/22
<b>BLOCKS</b>	9	vs. Lake Erie	11/26/18
<b>STEALS</b>	15	vs. Molloy	02/28/20
<b>FIELD GOALS</b>	41	vs. LIU Post	12/14/18
<b>FIELD GOALS ATTEMPTED</b>	81	vs. Molloy	02/16/18
<b>FIELD GOAL PERCENTAGE</b>	.633	vs. Dist. Columbia	01/21/17
<b>3-POINT FIELD GOALS</b>	19	vs. LIU Post	02/15/19
<b>3-POINT ATTEMPTED</b>	40	vs. LIU Post	11/30/16
<b>3-POINT PERCENTAGE</b>	.619	vs. Dist. Columbia	01/21/17
<b>FREE THROWS</b>	42	vs. Queens (N.Y.)	01/24/16
<b>FREE THROWS ATTEMPTED</b>	51	vs. Queens (N.Y.)	01/24/16
<b>FREE THROW PERCENTAGE</b>	1.000	vs. Bridgeport	02/07/20
	1.000	vs. Le Moyne	11/19/19

**SINGLE GAME RECORDS – TEAM – EAST COAST CONFERENCE GAMES (2013-present)**

<b>POINTS</b>	111	vs. Molloy	02/07/14
<b>VICTORY MARGIN</b>	55	vs. Dist. Columbia	01/12/14
<b>REBOUNDS</b>	57	vs. D'Youville	02/10/21
<b>OFFENSIVE REBOUNDS</b>	23	vs. Molloy	02/08/19
<b>DEFENSIVE REBOUNDS</b>	41	vs. Roberts Wesleyan	01/20/15
<b>ASSISTS</b>	27	vs. LIU Post	12/14/18
	27	vs. LIU Post	02/15/19
	27	at Roberts Wesleyan	02/02/22
<b>BLOCKS</b>	15	vs. St. Thomas Aquinas	01/24/14
<b>STEALS</b>	15	vs. Molloy	02/28/20
<b>FIELD GOALS</b>	42	vs. Dist. Columbia	02/06/15
<b>FIELD GOALS ATTEMPTED</b>	81	vs. Molloy	02/16/18
<b>FIELD GOAL PERCENTAGE</b>	.633	vs. Dist. Columbia	01/21/17
<b>3-POINT FIELD GOALS</b>	19	vs. LIU Post	02/15/19
<b>3-POINT ATTEMPTED</b>	40	vs. LIU Post	11/30/16
<b>3-POINT PERCENTAGE</b>	.619	vs. Dist. Columbia	01/21/17
<b>FREE THROWS</b>	42	vs. Queens (N.Y.)	01/24/16
<b>FREE THROWS ATTEMPTED</b>	51	vs. Queens (N.Y.)	01/24/16
<b>FREE THROW PERCENTAGE</b>	1.000	vs. Bridgeport	02/14/15
	1.000	vs. Bridgeport	02/07/20



2015-16 Team – 1st Year Full NCAA Division II



2018-19 Team – 1st NCAA Tournament







**2021-22 Daemen Men's Basketball  
Individual Game-by-Game  
All games**

Page 1/17  
as of Mar 03, 2022

**#2 FASOYIRO, Sean**

Opponent	Date	GS	MIN	Total		3-Pointers		Free throws		Rebounds				PF	A	TO	BLK	STL	PTS	AVG
				FG-FGA	PCT	3FG-3FGA	PCT	FT-FTA	PCT	OFF	DEF	TOT	AVG							
vs MSU Moorhead	10/29/2021	*	27:05	1-4	.250	0-0	.000	6-6	1.000	1	2	3	3.0	1	2	1	0	0	8	8.0
vs Colorado Mesa	10/30/2021	*	33:60	6-11	.545	1-1	1.000	2-2	1.000	5	4	9	6.0	3	1	4	0	3	15	11.5
at West Tex. A&M	10/31/2021	*	33:44	4-12	.333	1-5	.200	6-9	.667	1	4	5	5.7	3	3	2	2	0	15	12.7
at Mercyhurst	11/18/2021	*	25:49	4-7	.571	0-0	.000	5-6	.833	0	4	4	5.3	4	2	4	0	0	13	12.8
at Staten Island	11/23/2021	*	27:00	2-9	.222	1-4	.250	2-2	1.000	1	1	2	4.6	1	4	1	0	1	7	11.6
Saint Rose	11/27/2021	*	36:37	11-23	.478	1-5	.200	0-1	.000	3	8	11	5.7	3	9	1	1	4	23	13.5
at West Liberty	11/29/2021	*	30:00	4-11	.364	1-1	1.000	0-0	.000	0	0	0	4.9	3	0	4	0	2	9	12.9
at Le Moyne	12/06/2021	*	33:58	6-13	.462	1-1	1.000	3-4	.750	4	3	7	5.1	2	2	3	0	4	16	13.3
Roberts Wesleyan	12/08/2021	*	34:08	4-7	.571	2-4	.500	4-4	1.000	3	6	9	5.6	4	3	4	1	1	14	13.3
Bridgeport	12/12/2021	*	25:09	6-7	.857	0-0	.000	0-0	.000	1	3	4	5.4	3	2	5	2	0	12	13.2
Franklin Pierce	12/18/2021	*	35:22	5-15	.333	1-4	.250	3-6	.500	1	5	6	5.5	1	8	2	0	2	14	13.3
at Dist. Columbia	12/20/2021	*	09:00	1-1	1.000	0-0	.000	0-0	.000	0	1	1	5.1	0	0	1	0	0	2	12.3
Pace	01/05/2022	*	33:52	4-7	.571	1-3	.333	2-2	1.000	3	3	6	5.2	1	3	2	0	0	11	12.2
at D'Youville	01/08/2022	*	28:20	5-17	.294	0-1	.000	0-0	.000	4	3	7	5.3	4	3	3	0	1	10	12.1
Molloy	01/14/2022	*	28:05	8-16	.500	1-3	.333	2-2	1.000	4	8	12	5.7	3	3	3	1	0	19	12.5
Queens (NY)	01/16/2022	*	31:19	4-9	.444	0-1	.000	6-6	1.000	0	6	6	5.8	0	3	3	0	1	14	12.6
at St. Thomas Aquinas	01/21/2022	*	32:00	5-7	.714	2-3	.667	3-3	1.000	1	6	7	5.8	4	3	4	0	0	15	12.8
at Mercy	01/23/2022	*	31:26	4-8	.500	1-2	.500	0-0	.000	2	5	7	5.9	2	6	5	0	0	9	12.6
Staten Island	01/28/2022	*	18:38	4-10	.400	2-4	.500	0-0	.000	1	8	9	6.1	1	5	2	0	0	10	12.4
Dist. Columbia	01/30/2022	*	30:34	5-11	.455	2-3	.667	3-3	1.000	3	4	7	6.1	3	1	1	0	1	15	12.6
at Roberts Wesleyan	02/02/2022	*	33:25	6-12	.500	1-3	.333	2-4	.500	3	3	6	6.1	1	2	5	0	0	15	12.7
at Bridgeport	02/05/2022	*	26:00	4-9	.444	1-2	.500	0-0	.000	1	4	5	6.0	2	3	1	0	2	9	12.5
D'Youville	02/09/2022	*	22:55	4-10	.400	2-4	.500	5-5	1.000	6	2	8	6.1	0	3	1	1	1	15	12.6
St. Thomas Aquinas	02/18/2022	*	36:56	4-11	.364	0-4	.000	5-5	1.000	3	5	8	6.2	5	4	4	1	0	13	12.6
Mercy	02/20/2022	*	21:19	7-8	.875	1-2	.500	3-3	1.000	0	3	3	6.1	2	1	2	0	2	18	12.8
at Molloy	02/24/2022	*	36:43	4-8	.500	3-4	.750	0-0	.000	2	3	5	6.0	2	3	4	0	0	11	12.8
at Queens (NY)	02/26/2022	*	30:37	7-12	.583	1-2	.500	2-4	.500	0	5	5	6.0	3	0	0	0	0	17	12.9
<b>Totals</b>			<b>27 794:01</b>	<b>129-275</b>	<b>.469</b>	<b>27-66</b>	<b>.409</b>	<b>64-77</b>	<b>.831</b>	<b>53</b>	<b>109</b>	<b>162</b>	<b>6.0</b>	<b>61</b>	<b>79</b>	<b>72</b>	<b>9</b>	<b>25</b>	<b>349</b>	<b>12.9</b>

**Player Averages**

Games Played	Minutes/ game	Points/ game	FG Pct	3FG Pct	FT Pct	Rebounds/ game	Assists/ game	Turnovers/ game	Assist/Turnover ratio	Steals/ game	Blocks/ game
27	29.4	12.9	46.9	40.9	83.1	6.0	2.9	2.7	1.1	0.9	0.3



**2021-22 Daemen Men's Basketball  
Individual Game-by-Game  
All games**

Page 2/17  
as of Mar 03, 2022

**#4 HARRIS, Kyle**

Opponent	Date	GS	MIN	Total		3-Pointers		Free throws		Rebounds				PF	A	TO	BLK	STL	PTS	AVG
				FG-FGA	PCT	3FG-3FGA	PCT	FT-FTA	PCT	OFF	DEF	TOT	AVG							
vs MSU Moorhead	10/29/2021	*	12:10	0-5	.000	0-2	.000	0-0	.000	1	0	1	1.0	1	0	2	0	0	0	0.0
vs Colorado Mesa	10/30/2021	*	19:17	1-8	.125	0-4	.000	0-0	.000	2	2	4	2.5	2	1	3	1	1	2	1.0
at West Tex. A&M	10/31/2021	*	23:30	1-6	.167	1-3	.333	0-0	.000	0	3	3	2.7	1	1	1	1	2	3	1.7
at Mercyhurst	11/18/2021	*	32:43	1-7	.143	1-4	.250	2-2	1.000	0	4	4	3.0	0	4	2	0	0	5	2.5
at Staten Island	11/23/2021	*	27:00	2-6	.333	2-5	.400	0-0	.000	0	3	3	3.0	3	5	0	0	0	6	3.2
Saint Rose	11/27/2021	*	31:30	1-6	.167	1-4	.250	0-0	.000	0	4	4	3.2	4	3	1	1	1	3	3.2
at West Liberty	11/29/2021	*	32:00	3-7	.429	2-5	.400	0-0	.000	0	4	4	3.3	4	1	1	0	0	8	3.9
at Le Moyne	12/06/2021	*	27:53	2-8	.250	2-5	.400	2-2	1.000	0	3	3	3.3	5	6	3	1	0	8	4.4
Roberts Wesleyan	12/08/2021	*	24:45	3-8	.375	3-8	.375	0-0	.000	0	2	2	3.1	5	2	3	0	1	9	4.9
Bridgeport	12/12/2021	*	32:50	5-13	.385	4-10	.400	2-2	1.000	0	12	12	4.0	2	3	2	1	0	16	6.0
Franklin Pierce	12/18/2021	*	32:02	3-9	.333	3-7	.429	0-0	.000	1	2	3	3.9	4	1	2	0	0	9	6.3
at Dist. Columbia	12/20/2021	*	38:00	5-10	.500	0-2	.000	0-1	.000	1	7	8	4.3	1	4	3	0	1	10	6.6
Pace	01/05/2022	*	26:33	2-8	.250	0-4	.000	0-0	.000	0	2	2	4.1	3	2	0	0	0	4	6.4
at D'Youville	01/08/2022	*	36:22	6-9	.667	4-6	.667	2-3	.667	1	3	4	4.1	4	5	0	0	1	18	7.2
Molloy	01/14/2022	*	28:20	4-8	.500	3-6	.500	0-0	.000	0	4	4	4.1	1	4	2	0	1	11	7.5
Queens (NY)	01/16/2022	*	28:02	5-7	.714	1-3	.333	0-0	.000	0	3	3	4.0	0	0	0	0	0	11	7.7
at St. Thomas Aquinas	01/21/2022	*	32:00	7-12	.583	5-9	.556	0-0	.000	1	5	6	4.1	3	2	5	0	0	19	8.4
at Mercy	01/23/2022	*	31:27	3-8	.375	3-7	.429	0-0	.000	1	3	4	4.1	0	4	0	0	0	9	8.4
Staten Island	01/28/2022	*	19:34	2-5	.400	1-3	.333	0-0	.000	2	4	6	4.2	0	2	0	0	0	5	8.2
Dist. Columbia	01/30/2022	*	33:53	2-6	.333	2-6	.333	0-0	.000	0	4	4	4.2	1	5	1	0	0	6	8.1
at Roberts Wesleyan	02/02/2022	*	31:38	7-12	.583	5-8	.625	0-0	.000	1	5	6	4.3	2	7	0	2	3	19	8.6
at Bridgeport	02/05/2022	*	27:00	5-7	.714	5-7	.714	0-0	.000	0	1	1	4.1	2	2	0	1	0	15	8.9
D'Youville	02/09/2022	*	21:50	4-7	.571	3-6	.500	2-2	1.000	2	1	3	4.1	0	3	0	2	0	13	9.1
St. Thomas Aquinas	02/18/2022	*	39:51	1-7	.143	1-5	.200	0-0	.000	0	7	7	4.2	5	1	2	1	0	3	8.8
Mercy	02/20/2022	*	25:20	0-6	.000	0-5	.000	0-0	.000	1	1	2	4.1	1	2	0	0	1	0	8.5
at Molloy	02/24/2022	*	28:28	0-4	.000	0-3	.000	0-0	.000	0	1	1	4.0	4	4	1	1	0	0	8.2
at Queens (NY)	02/26/2022	*	31:41	2-5	.400	2-4	.500	0-0	.000	0	1	1	3.9	1	1	0	0	0	6	8.1
<b>Totals</b>			<b>27</b>	<b>775:40</b>	<b>.377</b>	<b>54-141</b>	<b>.383</b>	<b>10-12</b>	<b>.833</b>	<b>14</b>	<b>91</b>	<b>105</b>	<b>3.9</b>	<b>59</b>	<b>75</b>	<b>34</b>	<b>12</b>	<b>12</b>	<b>218</b>	<b>8.1</b>

**Player Averages**

Games Played	Minutes/game	Points/game	FG Pct	3FG Pct	FT Pct	Rebounds/game	Assists/game	Turnovers/game	Assist/Turnover ratio	Steals/game	Blocks/game
27	28.7	8.1	37.7	38.3	83.3	3.9	2.8	1.3	2.2	0.4	0.4



**2021-22 Daemen Men's Basketball  
Individual Game-by-Game  
All games**

Page 3/17  
as of Mar 03, 2022

**#5 SALZBERG, Ryan**

Opponent	Date	GS	MIN	Total		3-Pointers		Free throws		Rebounds											
				FG-FGA	PCT	3FG-3FGA	PCT	FT-FTA	PCT	OFF	DEF	TOT	AVG	PF	A	TO	BLK	STL	PTS	AVG	
vs MSU Moorhead	10/29/2021	*	33:11	4-5	.800	1-1	1.000	0-1	.000	0	1	1	1.0	3	2	3	0	3	9	9.0	
vs Colorado Mesa	10/30/2021	*	27:55	3-8	.375	1-3	.333	2-3	.667	1	0	1	1.0	3	3	0	0	0	9	9.0	
at West Tex. A&M	10/31/2021	*	34:39	2-5	.400	1-3	.333	0-0	.000	0	1	1	1.0	0	2	1	0	1	5	7.7	
at Staten Island	11/23/2021	*	34:00	3-7	.429	2-5	.400	0-0	.000	0	2	2	1.3	1	2	1	0	1	8	7.8	
Saint Rose	11/27/2021	*	29:51	1-3	.333	1-1	1.000	0-0	.000	0	3	3	1.6	0	1	0	1	1	3	6.8	
at West Liberty	11/29/2021	*	34:00	3-7	.429	1-3	.333	0-0	.000	0	2	2	1.7	1	4	0	0	2	7	6.8	
at Le Moyne	12/06/2021	*	31:17	1-8	.125	1-6	.167	0-0	.000	0	0	0	1.4	1	2	1	0	1	3	6.3	
Bridgeport	12/12/2021	*	23:14	0-4	.000	0-2	.000	0-0	.000	0	0	0	1.3	1	2	2	0	0	0	5.5	
Franklin Pierce	12/18/2021	*	17:18	1-5	.200	0-3	.000	0-0	.000	0	2	2	1.3	1	2	1	0	0	2	5.1	
at Dist. Columbia	12/20/2021	*	31:00	7-12	.583	3-6	.500	0-0	.000	3	5	8	2.0	1	4	1	1	1	17	6.3	
Pace	01/05/2022	*	37:59	3-4	.750	1-2	.500	2-2	1.000	0	1	1	1.9	0	6	1	0	2	9	6.5	
at D'Youville	01/08/2022	*	33:21	1-10	.100	0-6	.000	0-0	.000	1	3	4	2.1	0	4	0	0	1	2	6.2	
Molloy	01/14/2022	*	22:26	3-6	.500	1-1	1.000	0-0	.000	0	3	3	2.2	1	1	2	0	0	7	6.2	
Queens (NY)	01/16/2022	*	25:13	2-5	.400	1-3	.333	0-0	.000	1	0	1	2.1	0	3	1	0	0	5	6.1	
at St. Thomas Aquinas	01/21/2022	*	34:00	3-7	.429	3-6	.500	0-0	.000	0	3	3	2.1	0	3	4	0	2	9	6.3	
at Mercy	01/23/2022	*	37:59	4-7	.571	2-4	.500	2-2	1.000	1	5	6	2.4	0	4	1	0	1	12	6.7	
Staten Island	01/28/2022	*	20:13	4-6	.667	3-3	1.000	0-0	.000	0	4	4	2.5	1	6	1	0	1	11	6.9	
Dist. Columbia	01/30/2022	*	34:34	2-7	.286	1-4	.250	3-4	.750	0	2	2	2.4	1	1	5	1	2	8	7.0	
at Roberts Wesleyan	02/02/2022	*	29:02	1-9	.111	0-4	.000	0-0	.000	0	3	3	2.5	4	5	3	0	1	2	6.7	
at Bridgeport	02/05/2022	*	22:00	4-6	.667	2-3	.667	0-0	.000	0	2	2	2.5	3	8	2	0	1	10	6.9	
D'Youville	02/09/2022	*	25:12	3-8	.375	2-5	.400	0-0	.000	0	3	3	2.5	1	4	3	0	2	8	7.0	
St. Thomas Aquinas	02/18/2022	*	41:52	5-13	.385	2-9	.222	4-4	1.000	0	3	3	2.5	1	4	1	0	0	16	7.4	
Mercy	02/20/2022		20:22	0-1	.000	0-1	.000	0-0	.000	0	4	4	2.6	0	4	2	0	2	0	7.0	
at Molloy	02/24/2022	*	37:37	6-10	.600	3-6	.500	1-3	.333	0	4	4	2.6	2	5	4	0	1	16	7.4	
at Queens (NY)	02/26/2022	*	38:00	2-10	.200	2-5	.400	0-0	.000	0	5	5	2.7	1	3	1	0	2	6	7.4	
Totals		24	756:15	68-173	.393	34-95	.358	14-19	.737	7	61	68	2.7	27	85	41	3	28	184	7.4	

**Player Averages**

Games Played	Minutes/ game	Points/ game	FG Pct	3FG Pct	FT Pct	Rebounds/ game	Assists/ game	Turnovers/ game	Assist/Turnover ratio	Steals/ game	Blocks/ game
25	30.3	7.4	39.3	35.8	73.7	2.7	3.4	1.6	2.1	1.1	0.1





**2021-22 Daemen Men's Basketball**  
**Individual Game-by-Game**  
**All games**

Page 4/17  
as of Mar 03, 2022

**#10 BOOK, Trevor**

Opponent	Date	GS	MIN	Total		3-Pointers		Free throws		Rebounds				PF	A	TO	BLK	STL	PTS	AVG
				FG-FGA	PCT	3FG-3FGA	PCT	FT-FTA	PCT	OFF	DEF	TOT	AVG							
at Mercyhurst	11/18/2021		09:33	1-1	1.000	0-0	.000	1-2	.500	1	1	2	2.0	0	0	1	0	0	3	3.0
at Staten Island	11/23/2021		07:00	0-2	.000	0-1	.000	0-0	.000	1	2	3	2.5	0	0	0	0	0	0	1.5
Roberts Wesleyan	12/08/2021		00:11	0-0	.000	0-0	.000	0-0	.000	0	0	0	1.7	0	0	0	0	0	0	1.0
Pace	01/05/2022		02:16	0-0	.000	0-0	.000	0-0	.000	0	0	0	1.3	0	0	0	0	0	0	0.8
at D'Youville	01/08/2022		03:05	0-0	.000	0-0	.000	0-0	.000	0	0	0	1.0	1	0	0	0	0	0	0.6
Molloy	01/14/2022		05:55	1-2	.500	0-0	.000	0-0	.000	0	1	1	1.0	0	0	0	0	0	2	0.8
at St. Thomas Aquinas	01/21/2022		02:00	0-0	.000	0-0	.000	0-0	.000	0	0	0	0.9	0	0	0	0	0	0	0.7
Staten Island	01/28/2022		14:43	2-4	.500	0-1	.000	0-0	.000	0	4	4	1.3	2	1	2	0	0	4	1.1
at Roberts Wesleyan	02/02/2022		02:33	1-1	1.000	1-1	1.000	2-2	1.000	1	0	1	1.2	1	0	1	0	0	5	1.6
at Bridgeport	02/05/2022		09:00	1-2	.500	0-1	.000	0-0	.000	0	3	3	1.4	2	1	2	0	1	2	1.6
D'Youville	02/09/2022		11:22	1-3	.333	0-1	.000	0-0	.000	1	0	1	1.4	2	1	0	0	0	2	1.6
Mercy	02/20/2022		09:04	1-4	.250	1-3	.333	0-0	.000	0	2	2	1.4	0	0	0	0	0	3	1.8
at Molloy	02/24/2022		00:28	0-0	.000	0-0	.000	0-0	.000	0	0	0	1.3	0	0	0	0	0	0	1.6
<b>Totals</b>		<b>0</b>	<b>77:10</b>	<b>8-19</b>	<b>.421</b>	<b>2-8</b>	<b>.250</b>	<b>3-4</b>	<b>.750</b>	<b>4</b>	<b>13</b>	<b>17</b>	<b>1.3</b>	<b>8</b>	<b>3</b>	<b>6</b>	<b>0</b>	<b>1</b>	<b>21</b>	<b>1.6</b>

**Player Averages**

Games Played	Minutes/game	Points/game	FG Pct	3FG Pct	FT Pct	Rebounds/game	Assists/game	Turnovers/game	Assist/Turnover ratio	Steals/game	Blocks/game
13	5.9	1.6	42.1	25.0	75.0	1.3	0.2	0.5	0.5	0.1	0.0



**2021-22 Daemen Men's Basketball  
Individual Game-by-Game  
All games**

Page 5/17  
as of Mar 03, 2022

**#11 JOHNSON, Juston**

Opponent	Date	GS	MIN	Total		3-Pointers		Free throws		Rebounds				PF	A	TO	BLK	STL	PTS	AVG
				FG-FGA	PCT	3FG-3FGA	PCT	FT-FTA	PCT	OFF	DEF	TOT	AVG							
vs MSU Moorhead	10/29/2021		06:49	0-0	.000	0-0	.000	0-0	.000	0	0	0	0.0	1	0	0	0	0	0	0.0
vs Colorado Mesa	10/30/2021		12:05	2-3	.667	1-2	.500	1-1	1.000	0	0	0	0.0	0	0	1	0	1	6	3.0
at West Tex. A&M	10/31/2021		05:21	0-0	.000	0-0	.000	0-0	.000	0	0	0	0.0	2	0	0	0	0	0	2.0
at Mercyhurst	11/18/2021		16:19	1-3	.333	0-1	.000	0-0	.000	0	1	1	0.3	0	1	3	0	0	2	2.0
at Staten Island	11/23/2021		07:00	0-0	.000	0-0	.000	0-0	.000	0	0	0	0.2	0	0	0	0	0	0	1.6
Saint Rose	11/27/2021		10:09	0-0	.000	0-0	.000	0-0	.000	0	1	1	0.3	0	1	0	0	0	0	1.3
at West Liberty	11/29/2021		06:00	0-0	.000	0-0	.000	0-0	.000	0	0	0	0.3	1	0	1	0	0	0	1.1
at Le Moyne	12/06/2021		08:43	1-1	1.000	1-1	1.000	0-0	.000	0	1	1	0.4	1	2	2	0	1	3	1.4
Roberts Wesleyan	12/08/2021	*	29:05	1-5	.200	0-1	.000	3-4	.750	0	1	1	0.4	1	4	2	1	1	5	1.8
Bridgeport	12/12/2021		16:46	2-6	.333	2-4	.500	0-0	.000	2	3	5	0.9	1	1	2	1	0	6	2.2
Franklin Pierce	12/18/2021		12:50	1-4	.250	0-1	.000	0-0	.000	1	0	1	0.9	1	1	0	0	1	2	2.2
at Dist. Columbia	12/20/2021		09:00	0-1	.000	0-1	.000	0-0	.000	0	0	0	0.8	0	1	2	0	0	0	2.0
Molloy	01/14/2022		17:56	1-3	.333	0-1	.000	2-2	1.000	0	1	1	0.8	1	2	1	0	1	4	2.2
Queens (NY)	01/16/2022		14:24	2-4	.500	0-1	.000	2-2	1.000	0	0	0	0.8	2	1	1	0	1	6	2.4
at St. Thomas Aquinas	01/21/2022		06:00	0-0	.000	0-0	.000	0-0	.000	0	0	0	0.7	1	0	2	0	0	0	2.3
at Mercy	01/23/2022		02:01	0-0	.000	0-0	.000	0-0	.000	0	0	0	0.7	1	0	1	0	0	0	2.1
Staten Island	01/28/2022		11:44	1-2	.500	0-0	.000	1-2	.500	0	0	0	0.6	3	2	1	0	0	3	2.2
Dist. Columbia	01/30/2022		05:26	1-1	1.000	0-0	.000	0-0	.000	0	0	0	0.6	2	0	0	0	0	2	2.2
<b>Totals</b>		<b>1</b>	<b>197:38</b>	<b>13-33</b>	<b>.394</b>	<b>4-13</b>	<b>.308</b>	<b>9-11</b>	<b>.818</b>	<b>3</b>	<b>8</b>	<b>11</b>	<b>0.6</b>	<b>18</b>	<b>16</b>	<b>19</b>	<b>2</b>	<b>6</b>	<b>39</b>	<b>2.2</b>

**Player Averages**

Games Played	Minutes/ game	Points/ game	FG Pct	3FG Pct	FT Pct	Rebounds/ game	Assists/ game	Turnovers/ game	Assist/Turnover ratio	Steals/ game	Blocks/ game
18	11.0	2.2	39.4	30.8	81.8	0.6	0.9	1.1	0.8	0.3	0.1



2021-22 Daemen Men's Basketball  
Individual Game-by-Game  
All games

Page 6/17  
as of Mar 03, 2022

#12 HIGGINS, Patrick

Opponent	Date	GS	MIN	Total		3-Pointers		Free throws		Rebounds				PF	A	TO	BLK	STL	PTS	AVG
				FG-FGA	PCT	3FG-3FGA	PCT	FT-FTA	PCT	OFF	DEF	TOT	AVG							
vs Colorado Mesa	10/30/2021		01:17	0-1	.000	0-0	.000	0-0	.000	0	0	0	0.0	0	0	0	0	0	0	0.0
Roberts Wesleyan	12/08/2021		10:44	1-3	.333	0-2	.000	0-0	.000	0	0	0	0.0	0	1	2	0	0	2	1.0
Totals		0	12:01	1-4	.250	0-2	.000	0-0	.000	0	0	0	0.0	0	1	2	0	0	2	1.0

Player Averages

Games Played	Minutes/ game	Points/ game	FG Pct	3FG Pct	FT Pct	Rebounds/ game	Assists/ game	Turnovers/ game	Assist/Turnover ratio	Steals/ game	Blocks/ game
2	6.0	1.0	25.0	0.0	0.0	0.0	0.5	1.0	0.5	0.0	0.0



# 2021-22 Daemen Men's Basketball Individual Game-by-Game All games

Page 7/17  
as of Mar 03, 2022

## #13 MACDONALD, Nick

Opponent	Date	GS	MIN	Total		3-Pointers		Free throws		Rebounds				PF	A	TO	BLK	STL	PTS	AVG
				FG-FGA	PCT	3FG-3FGA	PCT	FT-FTA	PCT	OFF	DEF	TOT	AVG							
vs MSU Moorhead	10/29/2021		27:50	5-9	.556	4-6	.667	3-4	.750	1	2	3	3.0	0	3	1	0	2	17	17.0
vs Colorado Mesa	10/30/2021		21:21	2-5	.400	1-3	.333	4-4	1.000	0	2	2	2.5	1	1	3	0	1	9	13.0
at West Tex. A&M	10/31/2021		18:44	1-5	.200	1-4	.250	0-0	.000	0	1	1	2.0	1	0	3	0	1	3	9.7
at Mercyhurst	11/18/2021	*	31:21	0-3	.000	0-2	.000	0-0	.000	0	1	1	1.8	1	0	3	0	1	0	7.3
at Staten Island	11/23/2021		21:00	2-7	.286	2-6	.333	3-3	1.000	1	2	3	2.0	0	3	1	0	1	9	7.6
Saint Rose	11/27/2021		15:20	3-7	.429	2-5	.400	2-2	1.000	1	0	1	1.8	1	3	2	0	0	10	8.0
at West Liberty	11/29/2021		16:00	1-3	.333	0-1	.000	0-1	.000	1	1	2	1.9	3	1	4	0	0	2	7.1
at Le Moyne	12/06/2021		17:30	1-4	.250	1-4	.250	0-0	.000	0	2	2	1.9	0	4	1	0	0	3	6.6
Roberts Wesleyan	12/08/2021		16:54	0-3	.000	0-2	.000	0-0	.000	0	3	3	2.0	0	2	3	0	0	0	5.9
Bridgeport	12/12/2021		19:00	2-5	.400	1-4	.250	3-3	1.000	0	2	2	2.0	1	0	2	1	0	8	6.1
Franklin Pierce	12/18/2021		24:07	5-10	.500	2-5	.400	4-4	1.000	1	0	1	1.9	1	0	2	0	0	16	7.0
at Dist. Columbia	12/20/2021		27:00	1-6	.167	1-6	.167	2-2	1.000	0	1	1	1.8	2	3	2	0	1	5	6.8
Pace	01/05/2022		21:29	4-7	.571	4-6	.667	6-6	1.000	0	1	1	1.8	0	1	0	0	2	18	7.7
at D'Youville	01/08/2022		23:42	3-7	.429	3-5	.600	4-5	.800	0	1	1	1.7	2	1	1	0	0	13	8.1
Molloy	01/14/2022		17:59	4-6	.667	1-3	.333	0-0	.000	0	2	2	1.7	1	0	0	0	1	9	8.1
Queens (NY)	01/16/2022		21:02	4-5	.800	2-3	.667	0-0	.000	1	1	2	1.8	0	3	1	0	0	10	8.3
at St. Thomas Aquinas	01/21/2022		17:00	1-3	.333	1-2	.500	2-2	1.000	0	1	1	1.7	0	2	0	0	1	5	8.1
at Mercy	01/23/2022		12:57	0-2	.000	0-2	.000	0-0	.000	0	0	0	1.6	1	0	2	0	0	0	7.6
Staten Island	01/28/2022		17:12	2-5	.400	1-3	.333	2-2	1.000	2	1	3	1.7	1	2	0	0	0	7	7.6
Dist. Columbia	01/30/2022		17:40	0-3	.000	0-2	.000	0-0	.000	0	0	0	1.6	0	2	2	0	0	0	7.2
at Roberts Wesleyan	02/02/2022		19:09	3-8	.375	3-5	.600	0-0	.000	1	1	2	1.6	1	4	1	0	1	9	7.3
at Bridgeport	02/05/2022		23:00	6-9	.667	4-7	.571	0-0	.000	0	2	2	1.6	0	4	2	0	0	16	7.7
D'Youville	02/09/2022		16:58	2-5	.400	2-4	.500	0-0	.000	0	1	1	1.6	2	2	0	0	0	6	7.6
St. Thomas Aquinas	02/18/2022		14:44	1-4	.250	1-4	.250	0-0	.000	0	2	2	1.6	0	1	1	0	0	3	7.4
Mercy	02/20/2022		22:47	4-7	.571	3-6	.500	2-2	1.000	0	5	5	1.8	1	3	1	0	0	13	7.6
at Molloy	02/24/2022		11:33	1-7	.143	1-5	.200	0-0	.000	2	0	2	1.8	2	1	0	0	0	3	7.5
at Queens (NY)	02/26/2022		14:32	1-2	.500	1-2	.500	0-0	.000	0	0	0	1.7	1	0	1	0	0	3	7.3
<b>Totals</b>		<b>1</b>	<b>527:50</b>	<b>59-147</b>	<b>.401</b>	<b>42-107</b>	<b>.393</b>	<b>37-40</b>	<b>.925</b>	<b>11</b>	<b>35</b>	<b>46</b>	<b>1.7</b>	<b>23</b>	<b>46</b>	<b>39</b>	<b>1</b>	<b>12</b>	<b>197</b>	<b>7.3</b>

## Player Averages

Games Played	Minutes/game	Points/game	FG Pct	3FG Pct	FT Pct	Rebounds/game	Assists/game	Turnovers/game	Assist/Turnover ratio	Steals/game	Blocks/game
27	19.5	7.3	40.1	39.3	92.5	1.7	1.7	1.4	1.2	0.4	0.0





**2021-22 Daemen Men's Basketball  
Individual Game-by-Game  
All games**

Page 8/17  
as of Mar 03, 2022

**#15 MASON, Andrew**

Opponent	Date	GS	MIN	Total		3-Pointers		Free throws		Rebounds				PF	A	TO	BLK	STL	PTS	AVG
				FG-FGA	PCT	3FG-3FGA	PCT	FT-FTA	PCT	OFF	DEF	TOT	AVG							
vs MSU Moorhead	10/29/2021	*	24:46	3-4	.750	3-3	1.000	1-2	.500	1	1	2	2.0	1	1	2	0	1	10	10.0
vs Colorado Mesa	10/30/2021	*	25:00	3-8	.375	2-5	.400	0-0	.000	1	2	3	2.5	2	1	1	0	1	8	9.0
at West Tex. A&M	10/31/2021	*	28:32	5-8	.625	4-6	.667	0-1	.000	0	2	2	2.3	1	3	3	0	0	14	10.7
Saint Rose	11/27/2021		09:47	0-1	.000	0-1	.000	0-0	.000	1	0	1	2.0	1	2	0	0	0	0	8.0
at West Liberty	11/29/2021	*	36:00	5-11	.455	3-6	.500	0-0	.000	1	8	9	3.4	0	0	2	0	2	13	9.0
at Le Moyne	12/06/2021	*	28:15	4-8	.500	2-6	.333	0-0	.000	0	1	1	3.0	2	0	1	0	1	10	9.2
Roberts Wesleyan	12/08/2021	*	35:21	4-10	.400	4-8	.500	2-2	1.000	0	5	5	3.3	2	2	2	0	1	14	9.9
Bridgeport	12/12/2021	*	28:22	6-13	.462	3-9	.333	0-0	.000	0	7	7	3.8	0	6	0	0	1	15	10.5
Franklin Pierce	12/18/2021	*	26:22	3-5	.600	2-3	.667	0-0	.000	1	4	5	3.9	1	2	0	0	0	8	10.2
at Dist. Columbia	12/20/2021	*	33:00	3-6	.500	2-5	.400	0-0	.000	1	5	6	4.1	0	2	0	0	0	8	10.0
Pace	01/05/2022	*	35:03	4-5	.800	4-5	.800	0-0	.000	0	4	4	4.1	2	2	2	0	1	12	10.2
at D'Youville	01/08/2022	*	37:17	4-8	.500	3-7	.429	2-2	1.000	1	6	7	4.3	0	6	1	0	1	13	10.4
Molloy	01/14/2022	*	23:22	3-5	.600	2-3	.667	0-0	.000	1	3	4	4.3	0	2	0	0	0	8	10.2
Queens (NY)	01/16/2022	*	24:39	4-9	.444	3-7	.429	0-0	.000	0	1	1	4.1	1	2	3	0	0	11	10.3
at St. Thomas Aquinas	01/21/2022	*	36:00	3-6	.500	2-5	.400	0-0	.000	1	5	6	4.2	1	6	2	0	0	8	10.1
at Mercy	01/23/2022	*	32:27	4-7	.571	3-6	.500	0-0	.000	0	5	5	4.3	0	2	2	1	1	11	10.2
Staten Island	01/28/2022	*	16:59	3-4	.750	3-3	1.000	2-2	1.000	0	2	2	4.1	0	0	0	0	0	11	10.2
Dist. Columbia	01/30/2022	*	29:10	0-5	.000	0-3	.000	0-0	.000	0	2	2	4.0	0	1	2	0	3	0	9.7
at Roberts Wesleyan	02/02/2022	*	28:27	5-10	.500	4-6	.667	0-0	.000	1	5	6	4.1	0	3	0	0	1	14	9.9
at Bridgeport	02/05/2022	*	19:00	3-8	.375	2-7	.286	0-0	.000	0	1	1	4.0	0	1	0	0	0	8	9.8
D'Youville	02/09/2022	*	24:55	5-7	.714	3-5	.600	0-0	.000	0	4	4	4.0	1	2	0	0	1	13	10.0
St. Thomas Aquinas	02/18/2022	*	39:39	2-8	.250	0-5	.000	0-0	.000	1	2	3	3.9	3	2	1	0	0	4	9.7
Mercy	02/20/2022		14:41	1-4	.250	1-4	.250	0-0	.000	0	1	1	3.8	0	1	0	0	0	3	9.4
at Molloy	02/24/2022	*	32:49	2-5	.400	1-4	.250	2-3	.667	1	4	5	3.8	1	0	0	0	1	7	9.3
at Queens (NY)	02/26/2022	*	31:32	2-7	.286	0-4	.000	0-0	.000	1	0	1	3.7	0	3	0	0	1	4	9.1
<b>Totals</b>			<b>23 701:25</b>	<b>81-172</b>	<b>.471</b>	<b>56-126</b>	<b>.444</b>	<b>9-12</b>	<b>.750</b>	<b>13</b>	<b>80</b>	<b>93</b>	<b>3.7</b>	<b>19</b>	<b>52</b>	<b>24</b>	<b>1</b>	<b>17</b>	<b>227</b>	<b>9.1</b>

**Player Averages**

Games Played	Minutes/game	Points/game	FG Pct	3FG Pct	FT Pct	Rebounds/game	Assists/game	Turnovers/game	Assist/Turnover ratio	Steals/game	Blocks/game
25	28.1	9.1	47.1	44.4	75.0	3.7	2.1	1.0	2.2	0.7	0.0



2021-22 Daemen Men's Basketball  
Individual Game-by-Game  
All games

Page 9/17  
as of Mar 03, 2022

#21 OSORIO, Sayeed

Opponent	Date	GS	MIN	Total		3-Pointers		Free throws		Rebounds				PF	A	TO	BLK	STL	PTS	AVG
				FG-FGA	PCT	3FG-3FGA	PCT	FT-FTA	PCT	OFF	DEF	TOT	AVG							
at Staten Island	11/23/2021		01:00	0-0	.000	0-0	.000	0-0	.000	0	0	0	0.0	0	0	0	0	0	0	0.0
Roberts Wesleyan	12/08/2021		00:01	0-0	.000	0-0	.000	0-0	.000	0	0	0	0.0	0	0	0	0	0	0	0.0
Pace	01/05/2022		00:07	0-0	.000	0-0	.000	0-0	.000	0	0	0	0.0	0	0	0	0	0	0	0.0
at D'Youville	01/08/2022		00:22	0-0	.000	0-0	.000	0-0	.000	0	1	1	0.3	0	0	0	0	0	0	0.0
Molloy	01/14/2022		01:49	1-2	.500	0-0	.000	0-0	.000	0	0	0	0.2	0	1	0	0	1	2	0.4
Staten Island	01/28/2022		04:26	2-3	.667	0-0	.000	0-0	.000	0	0	0	0.2	1	0	1	0	0	4	1.0
at Roberts Wesleyan	02/02/2022		01:40	0-0	.000	0-0	.000	0-0	.000	0	0	0	0.1	0	0	0	0	0	0	0.9
at Bridgeport	02/05/2022		02:00	0-1	.000	0-0	.000	1-2	.500	0	1	1	0.3	0	1	2	0	1	1	0.9
D'Youville	02/09/2022		07:30	3-3	1.000	1-1	1.000	1-1	1.000	0	1	1	0.3	0	0	0	0	2	8	1.7
Mercy	02/20/2022	*	08:34	0-2	.000	0-0	.000	1-2	.500	1	1	2	0.5	0	0	1	1	0	1	1.6
at Molloy	02/24/2022		02:09	0-0	.000	0-0	.000	0-0	.000	0	0	0	0.5	0	0	0	0	0	0	1.5
<b>Totals</b>		<b>1</b>	<b>29:38</b>	<b>6-11</b>	<b>.545</b>	<b>1-1</b>	<b>1.000</b>	<b>3-5</b>	<b>.600</b>	<b>1</b>	<b>4</b>	<b>5</b>	<b>0.5</b>	<b>1</b>	<b>2</b>	<b>4</b>	<b>1</b>	<b>4</b>	<b>16</b>	<b>1.5</b>

Player Averages

Games Played	Minutes/game	Points/game	FG Pct	3FG Pct	FT Pct	Rebounds/game	Assists/game	Turnovers/game	Assist/Turnover ratio	Steals/game	Blocks/game
11	2.7	1.5	54.5	100.0	60.0	0.5	0.2	0.4	0.5	0.4	0.1



**2021-22 Daemen Men's Basketball  
Individual Game-by-Game  
All games**

Page 10/17  
as of Mar 03, 2022

**#22 SISCHO, Andrew**

Opponent	Date	GS	MIN	Total		3-Pointers		Free throws		Rebounds				PF	A	TO	BLK	STL	PTS	AVG
				FG-FGA	PCT	3FG-3FGA	PCT	FT-FTA	PCT	OFF	DEF	TOT	AVG							
vs MSU Moorhead	10/29/2021	*	34:30	6-15	.400	1-2	.500	3-6	.500	2	13	15	15.0	2	0	3	1	1	16	16.0
vs Colorado Mesa	10/30/2021	*	18:38	3-7	.429	0-0	.000	3-5	.600	0	7	7	11.0	3	0	2	0	0	9	12.5
at West Tex. A&M	10/31/2021	*	33:59	9-13	.692	0-1	.000	0-0	.000	5	10	15	12.3	4	0	3	1	0	18	14.3
at Mercyhurst	11/18/2021	*	32:47	12-16	.750	0-0	.000	4-5	.800	5	8	13	12.5	3	0	3	0	0	28	17.8
at Staten Island	11/23/2021	*	33:00	10-15	.667	1-1	1.000	3-3	1.000	7	4	11	12.2	2	0	3	1	0	24	19.0
Saint Rose	11/27/2021	*	34:41	15-21	.714	1-1	1.000	6-10	.600	5	9	14	12.5	1	0	1	1	0	37	22.0
at West Liberty	11/29/2021	*	36:00	9-15	.600	0-0	.000	3-6	.500	5	8	13	12.6	4	0	6	2	2	21	21.9
at Le Moyne	12/06/2021	*	38:02	11-22	.500	0-1	.000	6-6	1.000	8	10	18	13.3	1	2	1	0	0	28	22.6
Roberts Wesleyan	12/08/2021	*	36:39	14-18	.778	0-0	.000	3-6	.500	8	7	15	13.4	3	3	2	0	0	31	23.6
Bridgeport	12/12/2021	*	36:23	6-12	.500	0-1	.000	0-1	.000	5	7	12	13.3	3	0	1	1	0	12	22.4
Franklin Pierce	12/18/2021	*	34:29	8-17	.471	1-1	1.000	3-5	.600	4	13	17	13.6	5	2	3	1	1	20	22.2
at Dist. Columbia	12/20/2021	*	33:00	10-18	.556	0-1	.000	3-5	.600	3	13	16	13.8	4	7	4	0	0	23	22.3
Pace	01/05/2022	*	35:07	6-18	.333	0-1	.000	12-14	.857	3	10	13	13.8	3	1	2	1	2	24	22.4
at D'Youville	01/08/2022	*	34:07	12-18	.667	0-0	.000	12-18	.667	9	7	16	13.9	4	0	2	1	1	36	23.4
Molloy	01/14/2022	*	26:30	5-9	.556	0-0	.000	3-4	.750	4	5	9	13.6	2	0	2	0	1	13	22.7
Queens (NY)	01/16/2022	*	29:44	7-15	.467	0-0	.000	2-4	.500	6	10	16	13.8	3	0	1	0	0	16	22.3
at St. Thomas Aquinas	01/21/2022	*	30:00	6-11	.545	0-1	.000	0-4	.000	5	11	16	13.9	5	4	5	0	1	12	21.6
at Mercy	01/23/2022	*	34:28	13-16	.813	0-0	.000	7-10	.700	3	10	13	13.8	3	0	3	1	0	33	22.3
Staten Island	01/28/2022	*	21:48	7-13	.538	0-1	.000	0-1	.000	0	5	5	13.4	1	2	2	0	0	14	21.8
Dist. Columbia	01/30/2022	*	35:03	13-19	.684	0-0	.000	9-13	.692	2	11	13	13.4	1	0	2	2	0	35	22.5
at Roberts Wesleyan	02/02/2022	*	25:38	11-13	.846	0-0	.000	1-2	.500	3	11	14	13.4	2	3	3	1	1	23	22.5
at Bridgeport	02/05/2022	*	24:00	6-8	.750	0-0	.000	6-7	.857	3	5	8	13.1	1	2	3	1	2	18	22.3
D'Youville	02/09/2022	*	19:50	3-12	.250	0-1	.000	7-11	.636	9	12	21	13.5	1	1	1	0	1	13	21.9
St. Thomas Aquinas	02/18/2022	*	40:49	11-21	.524	0-1	.000	9-12	.750	3	8	11	13.4	4	2	1	1	1	31	22.3
Mercy	02/20/2022		22:47	7-11	.636	0-0	.000	3-4	.750	1	2	3	13.0	1	1	2	1	1	17	22.1
at Molloy	02/24/2022	*	33:41	10-16	.625	0-0	.000	7-11	.636	3	8	11	12.9	3	2	6	0	1	27	22.3
at Queens (NY)	02/26/2022	*	38:00	10-15	.667	0-0	.000	7-11	.636	5	10	15	13.0	3	2	1	1	1	27	22.4
<b>Totals</b>		<b>26</b>	<b>853:38</b>	<b>240-404</b>	<b>.594</b>	<b>4-14</b>	<b>.286</b>	<b>122-184</b>	<b>.663</b>	<b>116</b>	<b>234</b>	<b>350</b>	<b>13.0</b>	<b>72</b>	<b>34</b>	<b>68</b>	<b>18</b>	<b>17</b>	<b>606</b>	<b>22.4</b>

**Player Averages**

Games Played	Minutes/ game	Points/ game	FG Pct	3FG Pct	FT Pct	Rebounds/ game	Assists/ game	Turnovers/ game	Assist/Turnover ratio	Steals/ game	Blocks/ game
27	31.6	22.4	59.4	28.6	66.3	13.0	1.3	2.5	0.5	0.6	0.7



2021-22 Daemen Men's Basketball  
Individual Game-by-Game  
All games

Page 11/17  
as of Mar 03, 2022

#23 HEMPHILL, Justin

Opponent	Date	GS	MIN	Total		3-Pointers		Free throws		Rebounds											
				FG-FGA	PCT	3FG-3FGA	PCT	FT-FTA	PCT	OFF	DEF	TOT	AVG	PF	A	TO	BLK	STL	PTS	AVG	
vs MSU Moorhead	10/29/2021		05:12	0-0	.000	0-0	.000	0-0	.000	0	1	1	1.0	2	1	2	0	0	0	0.0	
vs Colorado Mesa	10/30/2021		05:36	0-2	.000	0-0	.000	0-0	.000	0	1	1	1.0	1	1	1	1	1	0	0.0	
at West Tex. A&M	10/31/2021		05:59	0-0	.000	0-0	.000	0-0	.000	0	1	1	1.0	1	0	1	0	0	0	0.0	
at Mercyhurst	11/18/2021		07:13	1-1	1.000	0-0	.000	0-0	.000	0	0	0	0.8	0	0	1	1	0	2	0.5	
at Staten Island	11/23/2021		06:00	0-1	.000	0-0	.000	1-2	.500	0	3	3	1.2	2	0	1	0	0	1	0.6	
at West Liberty	11/29/2021		04:00	0-0	.000	0-0	.000	1-2	.500	0	1	1	1.2	1	0	0	1	0	1	0.7	
Totals		0	33:60	1-4	.250	0-0	.000	2-4	.500	0	7	7	1.2	7	2	6	3	1	4	0.7	

Player Averages

Games Played	Minutes/game	Points/game	FG Pct	3FG Pct	FT Pct	Rebounds/game	Assists/game	Turnovers/game	Assist/Turnover ratio	Steals/game	Blocks/game
6	5.7	0.7	25.0	0.0	50.0	1.2	0.3	1.0	0.3	0.2	0.5





2021-22 Daemen Men's Basketball  
Individual Game-by-Game  
All games

Page 12/17  
as of Mar 03, 2022

#24 BASDEN, Ziv

Opponent	Date	GS	MIN	Total		3-Pointers		Free throws		Rebounds				PF	A	TO	BLK	STL	PTS	AVG
				FG-FGA	PCT	3FG-3FGA	PCT	FT-FTA	PCT	OFF	DEF	TOT	AVG							
at Staten Island	11/23/2021		01:00	0-0	.000	0-0	.000	0-0	.000	0	0	0	0.0	0	0	1	0	0	0	0.0
Roberts Wesleyan	12/08/2021		00:11	0-0	.000	0-0	.000	0-0	.000	0	0	0	0.0	0	0	0	0	0	0	0.0
Pace	01/05/2022		00:07	0-0	.000	0-0	.000	0-0	.000	0	0	0	0.0	0	0	0	0	0	0	0.0
at D'Youville	01/08/2022		03:24	0-1	.000	0-0	.000	0-0	.000	0	1	1	0.3	2	0	0	0	0	0	0.0
Molloy	01/14/2022		03:21	0-0	.000	0-0	.000	0-0	.000	0	1	1	0.4	1	2	0	0	0	0	0.0
Staten Island	01/28/2022		08:39	3-6	.500	0-1	.000	1-1	1.000	1	0	1	0.5	3	1	0	1	1	7	1.2
at Roberts Wesleyan	02/02/2022		01:40	1-2	.500	0-0	.000	0-0	.000	0	0	0	0.4	0	0	0	0	0	2	1.3
at Bridgeport	02/05/2022		02:00	0-0	.000	0-0	.000	0-0	.000	0	0	0	0.4	0	0	0	0	0	0	1.1
D'Youville	02/09/2022		07:30	2-3	.667	0-0	.000	0-0	.000	0	0	0	0.3	2	1	1	1	0	4	1.4
Mercy	02/20/2022	*	07:58	1-2	.500	0-0	.000	0-0	.000	0	1	1	0.4	3	0	1	0	0	2	1.5
at Molloy	02/24/2022		00:28	0-0	.000	0-0	.000	0-0	.000	0	0	0	0.4	0	0	0	0	0	0	1.4
<b>Totals</b>		<b>1</b>	<b>36:19</b>	<b>7-14</b>	<b>.500</b>	<b>0-1</b>	<b>.000</b>	<b>1-1</b>	<b>1.000</b>	<b>1</b>	<b>3</b>	<b>4</b>	<b>0.4</b>	<b>11</b>	<b>4</b>	<b>3</b>	<b>2</b>	<b>1</b>	<b>15</b>	<b>1.4</b>

Player Averages

Games Played	Minutes/ game	Points/ game	FG Pct	3FG Pct	FT Pct	Rebounds/ game	Assists/ game	Turnovers/ game	Assist/Turnover ratio	Steals/ game	Blocks/ game
11	3.3	1.4	50.0	0.0	100.0	0.4	0.4	0.3	1.3	0.1	0.2



2021-22 Daemen Men's Basketball  
Individual Game-by-Game  
All games

Page 13/17  
as of Mar 03, 2022

#25 BRADLEY, Ryan

Opponent	Date	GS	MIN	Total		3-Pointers		Free throws		Rebounds				PF	A	TO	BLK	STL	PTS	AVG
				FG-FGA	PCT	3FG-3FGA	PCT	FT-FTA	PCT	OFF	DEF	TOT	AVG							
vs MSU Moorhead	10/29/2021		14:38	1-4	.250	0-0	.000	0-0	.000	0	4	4	4.0	1	2	0	0	0	2	2.0
vs Colorado Mesa	10/30/2021		21:55	1-3	.333	0-0	.000	0-0	.000	0	2	2	3.0	3	0	1	1	1	2	2.0
at West Tex. A&M	10/31/2021		11:26	2-3	.667	0-1	.000	4-4	1.000	1	4	5	3.7	0	0	0	0	0	8	4.0
at Mercyhurst	11/18/2021	*	29:54	4-10	.400	1-1	1.000	0-0	.000	2	5	7	4.5	4	2	4	0	0	9	5.3
at Staten Island	11/23/2021	*	23:00	7-11	.636	0-0	.000	1-3	.333	2	7	9	5.4	1	0	1	2	2	15	7.2
Saint Rose	11/27/2021	*	12:39	1-6	.167	0-0	.000	0-0	.000	0	2	2	4.8	2	0	1	0	0	2	6.3
Roberts Wesleyan	12/08/2021		03:10	1-2	.500	0-0	.000	2-2	1.000	1	0	1	4.3	0	0	0	0	0	4	6.0
Bridgeport	12/12/2021		12:12	1-4	.250	0-1	.000	0-0	.000	4	3	7	4.6	0	3	1	1	0	2	5.5
<b>Totals</b>		<b>3</b>	<b>128:54</b>	<b>18-43</b>	<b>.419</b>	<b>1-3</b>	<b>.333</b>	<b>7-9</b>	<b>.778</b>	<b>10</b>	<b>27</b>	<b>37</b>	<b>4.6</b>	<b>11</b>	<b>7</b>	<b>8</b>	<b>4</b>	<b>3</b>	<b>44</b>	<b>5.5</b>

Player Averages

Games Played	Minutes/game	Points/game	FG Pct	3FG Pct	FT Pct	Rebounds/game	Assists/game	Turnovers/game	Assist/Turnover ratio	Steals/game	Blocks/game
8	16.1	5.5	41.9	33.3	77.8	4.6	0.9	1.0	0.9	0.4	0.5



**2021-22 Daemen Men's Basketball**  
**Individual Game-by-Game**  
**All games**

Page 14/17  
as of Mar 03, 2022

**#30 VEIGA, Zecaree**

Opponent	Date	GS	MIN	Total		3-Pointers		Free throws		Rebounds				PF	A	TO	BLK	STL	PTS	
				FG-FGA	PCT	3FG-3FGA	PCT	FT-FTA	PCT	OFF	DEF	TOT	AVG							
at Staten Island	11/23/2021		01:00	1-1	1.000	1-1	1.000	0-0	.000	0	0	0	0.0	0	0	0	0	0	3	3.0
Saint Rose	11/27/2021		01:05	0-0	.000	0-0	.000	0-0	.000	0	1	1	0.5	1	0	0	0	0	0	1.5
at West Liberty	11/29/2021		02:00	0-0	.000	0-0	.000	0-0	.000	0	1	1	0.7	0	0	1	0	0	0	1.0
at Le Moyne	12/06/2021		10:56	3-5	.600	0-1	.000	0-0	.000	1	0	1	0.8	0	0	0	1	0	6	2.3
Roberts Wesleyan	12/08/2021		04:28	0-2	.000	0-2	.000	0-0	.000	0	2	2	1.0	1	0	0	0	0	0	1.8
Bridgeport	12/12/2021		03:03	0-1	.000	0-0	.000	0-0	.000	0	1	1	1.0	1	1	0	0	0	0	1.5
Franklin Pierce	12/18/2021		06:60	2-4	.500	0-1	.000	1-1	1.000	0	1	1	1.0	1	0	0	0	0	5	2.0
at Dist. Columbia	12/20/2021		09:00	1-2	.500	1-1	1.000	0-0	.000	0	0	0	0.9	1	0	1	0	0	3	2.1
Pace	01/05/2022		07:27	2-3	.667	1-2	.500	0-0	.000	0	0	0	0.8	1	0	2	0	0	5	2.4
Molloy	01/14/2022		09:47	2-2	1.000	2-2	1.000	1-2	.500	0	2	2	0.9	0	1	1	0	1	7	2.9
Queens (NY)	01/16/2022		14:34	0-0	.000	0-0	.000	0-0	.000	0	4	4	1.2	3	3	0	0	0	0	2.6
at St. Thomas Aquinas	01/21/2022		02:00	0-1	.000	0-0	.000	2-2	1.000	1	1	2	1.3	1	0	1	0	0	2	2.6
at Mercy	01/23/2022		01:22	0-0	.000	0-0	.000	0-0	.000	0	0	0	1.2	0	0	0	0	0	0	2.4
Staten Island	01/28/2022		20:54	2-6	.333	0-2	.000	0-0	.000	2	3	5	1.4	2	2	0	0	1	4	2.5
Dist. Columbia	01/30/2022		02:27	0-1	.000	0-1	.000	0-0	.000	0	1	1	1.4	1	0	1	0	0	0	2.3
at Roberts Wesleyan	02/02/2022		10:25	1-2	.500	0-0	.000	2-2	1.000	1	1	2	1.4	1	2	0	0	0	4	2.4
at Bridgeport	02/05/2022		17:00	2-7	.286	0-0	.000	2-2	1.000	0	1	1	1.4	0	0	0	0	0	6	2.6
D'Youville	02/09/2022		15:05	4-5	.800	1-1	1.000	2-2	1.000	0	2	2	1.4	2	2	0	0	0	11	3.1
St. Thomas Aquinas	02/18/2022		05:03	0-1	.000	0-0	.000	0-0	.000	1	0	1	1.4	0	0	0	0	0	0	2.9
Mercy	02/20/2022	*	18:18	4-7	.571	1-3	.333	7-7	1.000	1	1	2	1.5	1	2	1	1	0	16	3.6
at Molloy	02/24/2022		04:54	0-1	.000	0-1	.000	0-0	.000	0	1	1	1.4	3	1	1	0	0	0	3.4
at Queens (NY)	02/26/2022		03:34	0-0	.000	0-0	.000	0-0	.000	0	0	0	1.4	1	1	1	0	0	0	3.3
<b>Totals</b>		<b>1</b>	<b>171:22</b>	<b>24-51</b>	<b>.471</b>	<b>7-18</b>	<b>.389</b>	<b>17-18</b>	<b>.944</b>	<b>7</b>	<b>23</b>	<b>30</b>	<b>1.4</b>	<b>21</b>	<b>15</b>	<b>10</b>	<b>2</b>	<b>2</b>	<b>72</b>	<b>3.3</b>

**Player Averages**

Games Played	Minutes/game	Points/game	FG Pct	3FG Pct	FT Pct	Rebounds/game	Assists/game	Turnovers/game	Assist/Turnover ratio	Steals/game	Blocks/game
22	7.8	3.3	47.1	38.9	94.4	1.4	0.7	0.5	1.5	0.1	0.1



**2021-22 Daemen Men's Basketball  
Individual Game-by-Game  
All games**

Page 15/17  
as of Mar 03, 2022

**#33 ATKINS, Joey**

Opponent	Date	GS	MIN	Total		3-Pointers		Free throws		Rebounds				PF	A	TO	BLK	STL	PTS	AVG
				FG-FGA	PCT	3FG-3FGA	PCT	FT-FTA	PCT	OFF	DEF	TOT	AVG							
vs MSU Moorhead	10/29/2021		13:48	1-1	1.000	0-0	.000	3-4	.750	0	3	3	3.0	1	0	1	0	0	5	5.0
vs Colorado Mesa	10/30/2021		11:33	0-1	.000	0-0	.000	5-6	.833	1	2	3	3.0	2	0	2	2	2	5	5.0
at West Tex. A&M	10/31/2021		04:06	0-1	.000	0-0	.000	0-0	.000	0	0	0	2.0	1	0	1	1	0	0	3.3
at Mercyhurst	11/18/2021		12:56	0-3	.000	0-0	.000	1-2	.500	1	2	3	2.3	0	1	1	1	0	1	2.8
at Staten Island	11/23/2021		10:00	3-3	1.000	0-0	.000	1-2	.500	2	0	2	2.2	2	0	3	0	2	7	3.6
Saint Rose	11/27/2021		18:21	1-2	.500	0-0	.000	3-6	.500	0	5	5	2.7	1	0	1	2	1	5	3.8
at West Liberty	11/29/2021		04:00	0-2	.000	0-0	.000	0-0	.000	1	1	2	2.6	0	0	1	0	0	0	3.3
at Le Moyne	12/06/2021		03:26	0-1	.000	0-0	.000	0-0	.000	1	1	2	2.5	1	0	3	1	0	0	2.9
Roberts Wesleyan	12/08/2021		04:02	0-0	.000	0-0	.000	2-4	.500	0	1	1	2.3	1	0	0	0	0	2	2.8
Bridgeport	12/12/2021		03:01	0-0	.000	0-0	.000	0-0	.000	0	0	0	2.1	0	0	1	0	0	0	2.5
Franklin Pierce	12/18/2021		10:21	2-3	.667	0-0	.000	0-0	.000	0	4	4	2.3	0	0	1	0	0	4	2.6
at Dist. Columbia	12/20/2021		11:00	3-5	.600	0-0	.000	0-0	.000	1	2	3	2.3	4	0	0	1	0	6	2.9
Molloy	01/14/2022		11:09	5-7	.714	0-0	.000	1-2	.500	3	1	4	2.5	2	0	2	2	1	11	3.5
Queens (NY)	01/16/2022		11:03	1-2	.500	0-0	.000	1-2	.500	0	3	3	2.5	2	2	0	4	0	3	3.5
at St. Thomas Aquinas	01/21/2022		09:00	1-3	.333	0-0	.000	1-1	1.000	0	4	4	2.6	1	1	1	1	0	3	3.5
at Mercy	01/23/2022		15:17	1-2	.500	0-0	.000	0-0	.000	1	2	3	2.6	0	1	3	1	1	2	3.4
Staten Island	01/28/2022		13:10	4-5	.800	0-0	.000	0-0	.000	1	2	3	2.6	0	0	2	0	0	8	3.6
Dist. Columbia	01/30/2022		11:13	0-0	.000	0-0	.000	0-0	.000	0	1	1	2.6	3	0	0	0	1	0	3.4
at Roberts Wesleyan	02/02/2022		09:15	4-6	.667	0-0	.000	0-2	.000	1	2	3	2.6	2	0	1	0	0	8	3.7
at Bridgeport	02/05/2022		13:00	4-7	.571	0-0	.000	0-0	.000	1	4	5	2.7	1	0	1	2	1	8	3.9
D'Youville	02/09/2022		12:40	1-4	.250	0-0	.000	2-3	.667	0	3	3	2.7	1	0	0	1	0	4	3.9
St. Thomas Aquinas	02/18/2022		04:11	0-0	.000	0-0	.000	0-0	.000	0	0	0	2.6	1	0	0	0	0	0	3.7
Mercy	02/20/2022		11:55	4-4	1.000	0-0	.000	1-1	1.000	0	2	2	2.6	1	0	0	1	2	9	4.0
at Molloy	02/24/2022		11:10	2-4	.500	0-0	.000	4-5	.800	3	3	6	2.7	2	0	2	0	0	8	4.1
at Queens (NY)	02/26/2022		09:58	2-2	1.000	0-0	.000	0-1	.000	1	4	5	2.8	1	1	1	1	0	4	4.1
<b>Totals</b>		<b>0</b>	<b>249:35</b>	<b>39-68</b>	<b>.574</b>	<b>0-0</b>	<b>.000</b>	<b>25-41</b>	<b>.610</b>	<b>18</b>	<b>52</b>	<b>70</b>	<b>2.8</b>	<b>30</b>	<b>6</b>	<b>28</b>	<b>21</b>	<b>11</b>	<b>103</b>	<b>4.1</b>

**Player Averages**

Games Played	Minutes/game	Points/game	FG Pct	3FG Pct	FT Pct	Rebounds/game	Assists/game	Turnovers/game	Assist/Turnover ratio	Steals/game	Blocks/game
25	10.0	4.1	57.4	0.0	61.0	2.8	0.2	1.1	0.2	0.4	0.8





2021-22 Daemen Men's Basketball  
Individual Game-by-Game  
All games

Page 16/17  
as of Mar 03, 2022

#45 POUMPEY, Justin

Opponent	Date	GS	MIN	Total		3-Pointers		Free throws		Rebounds				PF	A	TO	BLK	STL	PTS	AVG
				FG-FGA	PCT	3FG-3FGA	PCT	FT-FTA	PCT	OFF	DEF	TOT	AVG							
vs Colorado Mesa	10/30/2021		01:17	0-0	.000	0-0	.000	0-0	.000	0	0	0	0.0	0	0	0	0	0	0	0.0
at Mercyhurst	11/18/2021		01:25	0-0	.000	0-0	.000	0-0	.000	0	0	0	0.0	0	0	0	0	0	0	0.0
at Staten Island	11/23/2021		01:00	0-1	.000	0-0	.000	0-0	.000	0	1	1	0.3	0	0	0	0	0	0	0.0
Roberts Wesleyan	12/08/2021		00:11	0-0	.000	0-0	.000	0-0	.000	0	0	0	0.3	0	0	0	0	0	0	0.0
Franklin Pierce	12/18/2021		00:10	0-0	.000	0-0	.000	0-0	.000	0	0	0	0.2	0	0	0	0	0	0	0.0
at Dist. Columbia	12/20/2021		00:00	0-0	.000	0-0	.000	0-0	.000	0	0	0	0.2	0	0	0	0	0	0	0.0
Molloy	01/14/2022		03:21	0-0	.000	0-0	.000	0-0	.000	0	0	0	0.1	0	0	0	0	0	0	0.0
Staten Island	01/28/2022		12:00	1-1	1.000	1-1	1.000	0-0	.000	0	1	1	0.3	0	1	1	0	1	3	0.4
at Roberts Wesleyan	02/02/2022		07:08	0-0	.000	0-0	.000	0-0	.000	0	0	0	0.2	0	1	1	0	1	0	0.3
at Bridgeport	02/05/2022		16:00	0-0	.000	0-0	.000	2-2	1.000	0	1	1	0.3	0	3	0	1	0	2	0.5
D'Youville	02/09/2022		14:13	0-2	.000	0-0	.000	0-0	.000	1	2	3	0.5	1	3	1	0	0	0	0.5
St. Thomas Aquinas	02/18/2022		01:56	0-1	.000	0-1	.000	0-0	.000	1	0	1	0.6	0	0	0	0	0	0	0.4
Mercy	02/20/2022		16:55	1-2	.500	0-0	.000	0-0	.000	0	5	5	0.9	2	2	1	1	2	2	0.5
at Queens (NY)	02/26/2022		02:06	0-1	.000	0-0	.000	0-0	.000	0	0	0	0.9	0	0	0	0	0	0	0.5
<b>Totals</b>		<b>0</b>	<b>77:42</b>	<b>2-8</b>	<b>.250</b>	<b>1-2</b>	<b>.500</b>	<b>2-2</b>	<b>1.000</b>	<b>2</b>	<b>10</b>	<b>12</b>	<b>0.9</b>	<b>3</b>	<b>10</b>	<b>4</b>	<b>2</b>	<b>4</b>	<b>7</b>	<b>0.5</b>

Player Averages

Games Played	Minutes/game	Points/game	FG Pct	3FG Pct	FT Pct	Rebounds/game	Assists/game	Turnovers/game	Assist/Turnover ratio	Steals/game	Blocks/game
14	5.6	0.5	25.0	50.0	100.0	0.9	0.7	0.3	2.5	0.3	0.1



2021-22 Daemen Men's Basketball  
Individual Game-by-Game  
All games

Page 17/17  
as of Mar 03, 2022

#50 ARNOLD, Tony

Opponent	Date	GS	MIN	Total		3-Pointers		Free throws		Rebounds				PF	A	TO	BLK	STL	PTS	AVG
				FG-FGA	PCT	3FG-3FGA	PCT	FT-FTA	PCT	OFF	DEF	TOT	AVG							
vs Colorado Mesa	10/30/2021		00:06	0-0	.000	0-0	.000	0-0	.000	0	0	0	0.0	0	0	0	0	0	0	0.0
at Staten Island	11/23/2021		01:00	0-0	.000	0-0	.000	0-0	.000	0	0	0	0.0	0	0	0	0	1	0	0.0
Roberts Wesleyan	12/08/2021		00:11	0-0	.000	0-0	.000	0-0	.000	0	0	0	0.0	0	0	0	0	0	0	0.0
<b>Totals</b>		<b>0</b>	<b>01:18</b>	<b>0-0</b>	<b>.000</b>	<b>0-0</b>	<b>.000</b>	<b>0-0</b>	<b>.000</b>	<b>0</b>	<b>0</b>	<b>0</b>	<b>0.0</b>	<b>0</b>	<b>0</b>	<b>0</b>	<b>0</b>	<b>1</b>	<b>0</b>	<b>0.0</b>

Player Averages

Games Played	Minutes/ game	Points/ game	FG Pct	3FG Pct	FT Pct	Rebounds/ game	Assists/ game	Turnovers/ game	Assist/Turnover ratio	Steals/ game	Blocks/ game
3	0.4	0.0	0.0	0.0	0.0	0.0	0.0	0.0	0.0	0.3	0.0



# 2021-22 Daemen Men's Basketball Combined Team Statistics All games

Page 1/1  
as of Mar 03, 2022

## Game Records

Record	Overall	Home	Away	Neutral
ALL GAMES	19-8	10-2	8-5	1-1
CONFERENCE	16-2	8-1	8-1	0-0
NON-CONFERENCE	3-6	2-1	0-4	1-1

## Score by Periods

Team	1st	2nd	OT	TOT
Daemen	1049	1042	13	2104
Opponents	845	940	18	1803

## Team Box Score

No.	Player				Total		3-Point		F-Throw		Rebounds													
		GP-GS	MIN	AVG	FG-FGA	FG%	3FG-3FGA	3FG%	FT-FTA	FT%	OFF	DEF	TOT	AVG	PF	DQ	A	TO	BLK	STL	PTS	AVG		
22	SISCHO, Andrew	27-26	853:38	31.6	240-404	.594	4-14	.286	122-184	.663	116	234	350	13.0	72	2	34	68	18	17	606	22.4		
2	FASOYIRO, Sean	27-27	794:01	29.4	129-275	.469	27-66	.409	64-77	.831	53	109	162	6.0	61	1	79	72	9	25	349	12.9		
15	MASON, Andrew	25-23	701:25	28.1	81-172	.471	56-126	.444	9-12	.750	13	80	93	3.7	19	0	52	24	1	17	227	9.1		
4	HARRIS, Kyle	27-27	775:40	28.7	77-204	.377	54-141	.383	10-12	.833	14	91	105	3.9	59	3	75	34	12	12	218	8.1		
5	SALZBERG, Ryan	25-24	756:15	30.3	68-173	.393	34-95	.358	14-19	.737	7	61	68	2.7	27	0	85	41	3	28	184	7.4		
13	MACDONALD, Nick	27-1	527:50	19.5	59-147	.401	42-107	.393	37-40	.925	11	35	46	1.7	23	0	46	39	1	12	197	7.3		
25	BRADLEY, Ryan	8-3	128:54	16.1	18-43	.419	1-3	.333	7-9	.778	10	27	37	4.6	11	0	7	8	4	3	44	5.5		
33	ATKINS, Joey	25-0	249:35	10.0	39-68	.574	0-0	.000	25-41	.610	18	52	70	2.8	30	0	6	28	21	11	103	4.1		
30	VEIGA, Zecaree	22-1	171:22	7.8	24-51	.471	7-18	.389	17-18	.944	7	23	30	1.4	21	0	15	10	2	2	72	3.3		
11	JOHNSON, Juston	18-1	197:38	11.0	13-33	.394	4-13	.308	9-11	.818	3	8	11	0.6	18	0	16	19	2	6	39	2.2		
10	BOOK, Trevor	13-0	77:10	5.9	8-19	.421	2-8	.250	3-4	.750	4	13	17	1.3	8	0	3	6	0	1	21	1.6		
21	OSORIO, Sayeed	11-1	29:38	2.7	6-11	.545	1-1	1.000	3-5	.600	1	4	5	0.5	1	0	2	4	1	4	16	1.5		
24	BASDEN, Ziv	11-1	36:19	3.3	7-14	.500	0-1	.000	1-1	1.000	1	3	4	0.4	11	0	4	3	2	1	15	1.4		
12	HIGGINS, Patrick	2-0	12:01	6.0	1-4	.250	0-2	.000	0-0	.000	0	0	0	0.0	0	0	1	2	0	0	2	1.0		
23	HEMPHILL, Justin	6-0	33:60	5.7	1-4	.250	0-0	.000	2-4	.500	0	7	7	1.2	7	0	2	6	3	1	4	0.7		
45	POUMPEY, Justin	14-0	77:42	5.6	2-8	.250	1-2	.500	2-2	1.000	2	10	12	0.9	3	0	10	4	2	4	7	0.5		
50	ARNOLD, Tony	3-0	01:18	0.4	0-0	.000	0-0	.000	0-0	.000	0	0	0	0.0	0	0	0	0	0	1	0	0.0		
Team											34	51	85					14						
Total		27	5424		773-1630	.474	233-597	.390	325-439	.740	294	808	1102	40.8	371	6	437	382	81	145	2104	77.9		
Opponents		27	5425		685-1706	.402	172-600	.287	261-386	.676	270	624	894	33.1	438	4	311	315	90	187	1803	66.8		

## Team Statistics

	DAEMEN	OPP
<b>Scoring</b>	<b>2104</b>	<b>1803</b>
Points per game	77.9	66.8
Scoring margin	+11.1	-
<b>Field goals-att</b>	<b>773-1630</b>	<b>685-1706</b>
Field goal pct	.474	.402
<b>3 point fg-att</b>	<b>233-597</b>	<b>172-600</b>
3-point FG pct	.390	.287
3-pt FG made per game	8.6	6.4
<b>Free throws-att</b>	<b>325-439</b>	<b>261-386</b>
Free throw pct	.740	.676
F-Throws made per game	12.0	9.7
<b>Rebounds</b>	<b>1102</b>	<b>894</b>
Rebounds per game	40.8	33.1
Rebounding margin	+7.7	-
<b>Assists</b>	<b>437</b>	<b>311</b>
Assists per game	16.2	11.5
<b>Turnovers</b>	<b>382</b>	<b>315</b>
Turnovers per game	14.1	11.7
Turnover margin	-2.5	-
Assist/turnover ratio	1.1	1.0
<b>Steals</b>	<b>145</b>	<b>187</b>
Steals per game	5.4	6.9
<b>Blocks</b>	<b>81</b>	<b>90</b>
Blocks per game	3.0	3.3
<b>Winning streak</b>	<b>1</b>	<b>-</b>
Home win streak	1	-
<b>Attendance</b>	<b>425</b>	<b>3233</b>
Home games-Avg/Game	12-35	13-249
Neutral site-Avg/Game	-	2-155

## Team Results

Date	Opponent		Score	Att.
10/29/2021	vs MSU Moorhead	W	67-63	113
10/30/2021	vs Colorado Mesa	L	65-76	196
10/31/2021	at West Tex. A&M	L	66-69	651
11/18/2021	at Mercyhurst	L	63-85	743
11/23/2021	at Staten Island	W	80-61	137
11/27/2021	Saint Rose	W	83-71	0
11/29/2021	at West Liberty	L	61-63	439
12/06/2021	at Le Moyne	L	77-84	384
12/08/2021	Roberts Wesleyan	W	81-72	0
12/12/2021	Bridgeport	W	71-59	310
12/18/2021	Franklin Pierce	L	80-83	0
12/20/2021	at Dist. Columbia	W	74-64	0
01/05/2022	Pace	W	83-72	115
01/08/2022	at D'Youville	W	92-76	102
01/14/2022	Molloy	W	93-59	0
01/16/2022	Queens (NY)	W	76-61	0
01/21/2022	at St. Thomas Aquinas	W	73-61	150
01/23/2022	at Mercy	W	76-59	0
01/28/2022	Staten Island	W	91-52	0
01/30/2022	Dist. Columbia	W	66-58	0
02/02/2022	at Roberts Wesleyan	W	101-71	250
02/05/2022	at Bridgeport	W	95-74	177
02/09/2022	D'Youville	W	97-52	0
02/18/2022	St. Thomas Aquinas	Lot	70-75	0
02/20/2022	Mercy	W	84-47	0
02/24/2022	at Molloy	L	72-81	145
02/26/2022	at Queens (NY)	W	67-55	55



**2021-22 Daemen Men's Basketball  
Season/Career Statistics  
All games**

Page 1/2  
as of Mar 03, 2022

**Summary**

Player	Season Statistics										Career Statistics									
	GP-GS	MIN/G	FG%	3FG%	FT%	R/G	A/G	STL	BLK	PTS/G	GP-GS	MIN/G	FG%	3FG%	FT%	R/G	A/G	STL	BLK	PTS/G
ARNOLD, Tony	3-0	0.4	.000	.000	.000	0.0	0.0	1	0	0.0	8-0	3.3	.000	.000	.500	0.5	0.6	2	0	0.1
ATKINS, Joey	25-0	10.0	.574	.000	.610	2.8	0.2	11	21	4.1	25-0	10.0	.574	.000	.610	2.8	0.2	11	21	4.1
BASDEN, Ziv	11-1	3.3	.500	.000	1.000	0.4	0.4	1	2	1.4	57-1	3.3	.586	.000	.526	0.9	0.2	5	3	1.4
BOOK, Trevor	13-0	5.9	.421	.250	.750	1.3	0.2	1	0	1.6	33-0	5.7	.481	.364	.786	1.2	0.3	6	1	2.2
BRADLEY, Ryan	8-3	16.1	.419	.333	.778	4.6	0.9	3	4	5.5	29-3	10.8	.427	.133	.647	2.5	0.6	11	13	3.1
FASOYIRO, Sean	27-27	29.4	.469	.409	.831	6.0	2.9	25	9	12.9	43-43	30.9	.470	.378	.801	6.4	3.3	48	18	13.3
HARRIS, Kyle	27-27	28.7	.377	.383	.833	3.9	2.8	12	12	8.1	75-50	24.8	.398	.383	.860	3.4	2.1	26	19	7.4
HEMPHILL, Justin	6-0	5.7	.250	.000	.500	1.2	0.3	1	3	0.7	12-1	9.4	.455	.000	.636	1.7	0.6	6	9	2.3
HIGGINS, Patrick	2-0	6.0	.250	.000	.000	0.0	0.5	0	0	1.0	2-0	6.0	.250	.000	.000	0.0	0.5	0	0	1.0
JOHNSON, Juston	18-1	11.0	.394	.308	.818	0.6	0.9	6	2	2.2	32-7	13.6	.375	.344	.783	0.8	1.3	18	3	2.6
MACDONALD, Nick	27-1	19.5	.401	.393	.925	1.7	1.7	12	1	7.3	27-1	19.5	.401	.393	.925	1.7	1.7	12	1	7.3
MASON, Andrew	25-23	28.1	.471	.444	.750	3.7	2.1	17	1	9.1	41-39	30.2	.503	.461	.778	4.7	2.5	31	3	10.4
OSORIO, Sayeed	11-1	2.7	.545	1.000	.600	0.5	0.2	4	1	1.5	19-1	2.2	.429	.250	.500	0.6	0.1	4	1	1.2
POUMPEY, Justin	14-0	5.6	.250	.500	1.000	0.9	0.7	4	2	0.5	14-0	5.6	.250	.500	1.000	0.9	0.7	4	2	0.5
SALZBERG, Ryan	25-24	30.3	.393	.358	.737	2.7	3.4	28	3	7.4	64-36	20.7	.411	.367	.739	1.9	2.0	40	5	5.5
SISCHO, Andrew	27-26	31.6	.594	.286	.663	13.0	1.3	17	18	22.4	131-114	30.3	.605	.322	.698	11.1	1.2	86	122	21.6
VEIGA, Zecaree	22-1	7.8	.471	.389	.944	1.4	0.7	2	2	3.3	22-1	7.8	.471	.389	.944	1.4	0.7	2	2	3.3

**Scoring**

Player	Season Statistics								Career Statistics							
	FG-FGA	FG%	3FG-3FGA	3FG%	FT-FTA	FT%	PTS	PTS/G	FG-FGA	FG%	3FG-3FGA	3FG%	FT-FTA	FT%	PTS	PTS/G
ARNOLD, Tony	0-0	.000	0-0	.000	0-0	.000	0	0.0	0-6	.000	0-0	.000	1-2	.500	1	0.1
ATKINS, Joey	39-68	.574	0-0	.000	25-41	.610	103	4.1	39-68	.574	0-0	.000	25-41	.610	103	4.1
BASDEN, Ziv	7-14	.500	0-1	.000	1-1	1.000	15	1.4	34-58	.586	0-3	.000	10-19	.526	78	1.4
BOOK, Trevor	8-19	.421	2-8	.250	3-4	.750	21	1.6	26-54	.481	8-22	.364	11-14	.786	71	2.2
BRADLEY, Ryan	18-43	.419	1-3	.333	7-9	.778	44	5.5	38-89	.427	2-15	.133	11-17	.647	89	3.1
FASOYIRO, Sean	129-275	.469	27-66	.409	64-77	.831	349	12.9	202-430	.470	51-135	.378	117-146	.801	572	13.3
HARRIS, Kyle	77-204	.377	54-141	.383	10-12	.833	218	8.1	194-488	.398	121-316	.383	49-57	.860	558	7.4
HEMPHILL, Justin	1-4	.250	0-0	.000	2-4	.500	4	0.7	10-22	.455	0-0	.000	7-11	.636	27	2.3
HIGGINS, Patrick	1-4	.250	0-2	.000	0-0	.000	2	1.0	1-4	.250	0-2	.000	0-0	.000	2	1.0
JOHNSON, Juston	13-33	.394	4-13	.308	9-11	.818	39	2.2	27-72	.375	11-32	.344	18-23	.783	83	2.6
MACDONALD, Nick	59-147	.401	42-107	.393	37-40	.925	197	7.3	59-147	.401	42-107	.393	37-40	.925	197	7.3
MASON, Andrew	81-172	.471	56-126	.444	9-12	.750	227	9.1	146-290	.503	94-204	.461	42-54	.778	428	10.4
OSORIO, Sayeed	6-11	.545	1-1	1.000	3-5	.600	16	1.5	9-21	.429	1-4	.250	3-6	.500	22	1.2
POUMPEY, Justin	2-8	.250	1-2	.500	2-2	1.000	7	0.5	2-8	.250	1-2	.500	2-2	1.000	7	0.5
SALZBERG, Ryan	68-173	.393	34-95	.358	14-19	.737	184	7.4	125-304	.411	66-180	.367	34-46	.739	350	5.5
SISCHO, Andrew	240-404	.594	4-14	.286	122-184	.663	606	22.4	1122-1856	.605	28-87	.322	557-798	.698	2829	21.6
VEIGA, Zecaree	24-51	.471	7-18	.389	17-18	.944	72	3.3	24-51	.471	7-18	.389	17-18	.944	72	3.3





2021-22 Daemen Men's Basketball  
Season/Career Statistics  
All games

Page 2/2  
as of Mar 03, 2022

Totals

Player	Season Statistics								Career Statistics							
	O-REB	D-REB	TOTAL	PF	FO	A	TO	A/TO	O-REB	D-REB	TOTAL	PF	FO	A	TO	A/TO
ARNOLD, Tony	0	0	0	0	0	0	0	0.0	0	4	4	3	0	5	3	1.7
ATKINS, Joey	18	52	70	30	0	6	28	0.2	18	52	70	30	0	6	28	0.2
BASDEN, Ziv	1	3	4	11	0	4	3	1.3	20	32	52	36	1	9	15	0.6
BOOK, Trevor	4	13	17	8	0	3	6	0.5	11	27	38	16	0	11	7	1.6
BRADLEY, Ryan	10	27	37	11	0	7	8	0.9	21	52	73	42	0	17	26	0.7
FASOYIRO, Sean	53	109	162	61	1	79	72	1.1	76	199	275	100	2	142	122	1.2
HARRIS, Kyle	14	91	105	59	3	75	34	2.2	40	217	257	144	4	155	91	1.7
HEMPHILL, Justin	0	7	7	7	0	2	6	0.3	7	13	20	18	0	7	11	0.6
HIGGINS, Patrick	0	0	0	0	0	1	2	0.5	0	0	0	0	0	1	2	0.5
JOHNSON, Juston	3	8	11	18	0	16	19	0.8	6	21	27	44	1	40	41	1.0
MACDONALD, Nick	11	35	46	23	0	46	39	1.2	11	35	46	23	0	46	39	1.2
MASON, Andrew	13	80	93	19	0	52	24	2.2	30	161	191	47	0	104	54	1.9
OSORIO, Sayeed	1	4	5	1	0	2	4	0.5	3	8	11	2	0	2	5	0.4
POUMPEY, Justin	2	10	12	3	0	10	4	2.5	2	10	12	3	0	10	4	2.5
SALZBERG, Ryan	7	61	68	27	0	85	41	2.1	15	104	119	63	0	127	73	1.7
SISCHO, Andrew	116	234	350	72	2	34	68	0.5	520	930	1450	364	5	163	349	0.5
VEIGA, Zecaree	7	23	30	21	0	15	10	1.5	7	23	30	21	0	15	10	1.5



**Daemen Men's Basketball**  
**Individual Career Summaries**  
**All games**

Page 1/11  
as of Mar 03, 2022

**ARNOLD, Tony**

				Field Goals		3-Point		F-Throws		Rebounds									Scoring	
SEASON	TEAM	GP-GS	MIN/AVG	FG-FGA	FG%	3FG-3FGA	3FG%	FT-FTA	FT%	OFF	DEF	TOT	AVG	PF-FO	A	TO	BLK	STL	PTS	AVG
2020-21	Daemen	5-0	25/5.0	0-6	.000	0-0	.000	1-2	.500	0	4	4	0.8	3-0	5	3	0	1	1	0.2
2021-22	Daemen	3-0	1/0.4	0-0	.000	0-0	.000	0-0	.000	0	0	0	0.0	0-0	0	0	0	1	0	0.0
<b>TOTAL</b>		<b>8-0</b>	<b>26/3.3</b>	<b>0-6</b>	<b>.000</b>	<b>0-0</b>	<b>.000</b>	<b>1-2</b>	<b>.500</b>	<b>0</b>	<b>4</b>	<b>4</b>	<b>0.5</b>	<b>3-0</b>	<b>5</b>	<b>3</b>	<b>0</b>	<b>2</b>	<b>1</b>	<b>0.1</b>

**Single Game Highs**

Statistic	Value	
Points	1	vs Gannon 01/29/21
Rebounds	2	vs D'Youville 02/10/21
Assists	2	at Gannon 01/31/21, vs D'Youville 02/10/21
Steals	1	at Roberts Wesleyan 02/11/21, at Staten Island 11/23/21
FG Attempts	2	vs Gannon 01/29/21, at Gannon 01/31/21, vs D'Youville 02/10/21
FT Made	1	vs Gannon 01/29/21
FT Attempts	2	vs Gannon 01/29/21

**ATKINS, Joey**

				Field Goals		3-Point		F-Throws		Rebounds									Scoring	
SEASON	TEAM	GP-GS	MIN/AVG	FG-FGA	FG%	3FG-3FGA	3FG%	FT-FTA	FT%	OFF	DEF	TOT	AVG	PF-FO	A	TO	BLK	STL	PTS	AVG
2018-19	Jeff	15-0	71/4.7	8-21	.381	1-2	.500	5-10	.500	2	8	10	0.7	12-0	0	8	5	4	22	1.5
2021-22	Daemen	25-0	250/10.0	39-68	.574	0-0	.000	25-41	.610	18	52	70	2.8	30-0	6	28	21	11	103	4.1
<b>TOTAL FOR Daemen</b>		<b>25-0</b>	<b>250/10.0</b>	<b>39-68</b>	<b>.574</b>	<b>0-0</b>	<b>.000</b>	<b>25-41</b>	<b>.610</b>	<b>18</b>	<b>52</b>	<b>70</b>	<b>2.8</b>	<b>30-0</b>	<b>6</b>	<b>28</b>	<b>21</b>	<b>11</b>	<b>103</b>	<b>4.1</b>
<b>TOTAL</b>		<b>40-0</b>	<b>320/8.0</b>	<b>47-89</b>	<b>.528</b>	<b>1-2</b>	<b>.500</b>	<b>30-51</b>	<b>.588</b>	<b>20</b>	<b>60</b>	<b>80</b>	<b>2.0</b>	<b>42-0</b>	<b>6</b>	<b>36</b>	<b>26</b>	<b>15</b>	<b>125</b>	<b>3.1</b>

**Single Game Highs**

Statistic	Value	
Points	11	vs Molloy 01/14/22
Rebounds	6	at Molloy 02/24/22
Assists	2	vs Queens (NY) 01/16/22
Steals	2	4 times
Blocks	4	vs Queens (NY) 01/16/22
FG Made	5	vs Molloy 01/14/22
FG Attempts	7	vs Caldwell 01/21/19, vs Molloy 01/14/22, at Bridgeport 02/05/22
3FG Made	1	at Nyack 01/26/19
3FG Attempts	1	at Nyack 01/26/19, vs Caldwell 01/21/19
FT Made	5	vs Colorado Mesa 10/30/21
FT Attempts	6	vs Colorado Mesa 10/30/21, vs Saint Rose 11/27/21



**Daemen Men's Basketball**  
**Individual Career Summaries**  
**All games**

Page 2/11  
as of Mar 03, 2022

**BASDEN, Ziv**

				Field Goals		3-Point		F-Throws		Rebounds									Scoring	
SEASON	TEAM	GP-GS	MIN/AVG	FG-FGA	FG%	3FG-3FGA	3FG%	FT-FTA	FT%	OFF	DEF	TOT	AVG	PF-FO	A	TO	BLK	STL	PTS	AVG
2018-19	Daemen	16-0	53/3.3	14-18	.778	0-1	.000	6-11	.545	10	14	24	1.5	7-0	1	5	0	2	34	2.1
2019-20	Daemen	14-0	25/1.8	7-11	.636	0-1	.000	0-0	.000	3	3	6	0.4	6-0	2	2	1	0	14	1.0
2020-21	Daemen	16-0	75/4.7	6-15	.400	0-0	.000	3-7	.429	6	12	18	1.1	12-1	2	5	0	2	15	0.9
2021-22	Daemen	11-1	36/3.3	7-14	.500	0-1	.000	1-1	1.000	1	3	4	0.4	11-0	4	3	2	1	15	1.4
<b>TOTAL</b>		<b>57-1</b>	<b>190/3.3</b>	<b>34-58</b>	<b>.586</b>	<b>0-3</b>	<b>.000</b>	<b>10-19</b>	<b>.526</b>	<b>20</b>	<b>32</b>	<b>52</b>	<b>0.9</b>	<b>36-1</b>	<b>9</b>	<b>15</b>	<b>3</b>	<b>5</b>	<b>78</b>	<b>1.4</b>

**Single Game Highs**

Statistic	Value	
Points	13	at LIU Post 12/14/18
Rebounds	9	at LIU Post 12/14/18, at D'Youville 02/15/21
Assists	2	at D'Youville 02/15/21, vs Molloy 01/14/22
Steals	1	5 times
Blocks	1	vs Roberts Wesleyan 12/07/19, vs Staten Island 01/28/22, vs D'Youville 02/09/22
FG Made	5	at LIU Post 12/14/18
FG Attempts	7	at LIU Post 12/14/18
3FG Attempts	1	at LIU Post 12/14/18, at Mercy 12/13/19, vs Staten Island 01/28/22
FT Made	3	at LIU Post 12/14/18
FT Attempts	4	at LIU Post 12/14/18

**BOOK, Trevor**

				Field Goals		3-Point		F-Throws		Rebounds									Scoring	
SEASON	TEAM	GP-GS	MIN/AVG	FG-FGA	FG%	3FG-3FGA	3FG%	FT-FTA	FT%	OFF	DEF	TOT	AVG	PF-FO	A	TO	BLK	STL	PTS	AVG
2018-19	Daemen	20-0	112/5.6	18-35	.514	6-14	.429	8-10	.800	7	14	21	1.1	8-0	8	1	1	5	50	2.5
2021-22	Daemen	13-0	77/5.9	8-19	.421	2-8	.250	3-4	.750	4	13	17	1.3	8-0	3	6	0	1	21	1.6
<b>TOTAL</b>		<b>33-0</b>	<b>189/5.7</b>	<b>26-54</b>	<b>.481</b>	<b>8-22</b>	<b>.364</b>	<b>11-14</b>	<b>.786</b>	<b>11</b>	<b>27</b>	<b>38</b>	<b>1.2</b>	<b>16-0</b>	<b>11</b>	<b>7</b>	<b>1</b>	<b>6</b>	<b>71</b>	<b>2.2</b>

**Single Game Highs**

Statistic	Value	
Points	13	vs LIU Post 02/15/19
Rebounds	5	at New York Tech 12/16/18
Assists	4	at LIU Post 12/14/18
Steals	2	vs LIU Post 02/15/19
Blocks	1	at LIU Post 12/14/18
FG Made	5	vs LIU Post 02/15/19
FG Attempts	9	vs LIU Post 02/15/19
3FG Made	2	vs LIU Post 02/15/19, vs Dist. Columbia 01/27/19
3FG Attempts	4	vs LIU Post 02/15/19
FT Made	2	4 times
FT Attempts	3	vs Lake Erie 11/26/18



**Daemen Men's Basketball**  
**Individual Career Summaries**  
**All games**

Page 3/11  
as of Mar 03, 2022

**BRADLEY, Ryan**

SEASON	TEAM			Field Goals		3-Point		F-Throws		Rebounds									Scoring	
		GP-GS	MIN/AVG	FG-FGA	FG%	3FG-3FGA	3FG%	FT-FTA	FT%	OFF	DEF	TOT	AVG	PF-FO	A	TO	BLK	STL	PTS	AVG
2018-19	Daemen	1-0	2/2.0	0-0	.000	0-0	.000	0-0	.000	0	0	0	0.0	0-0	0	0	0	0	0	0.0
2019-20	Daemen	20-0	182/9.1	20-46	.435	1-12	.083	4-8	.500	11	25	36	1.8	31-0	10	18	9	8	45	2.3
2021-22	Daemen	8-3	129/16.1	18-43	.419	1-3	.333	7-9	.778	10	27	37	4.6	11-0	7	8	4	3	44	5.5
<b>TOTAL</b>		<b>29-3</b>	<b>313/10.8</b>	<b>38-89</b>	<b>.427</b>	<b>2-15</b>	<b>.133</b>	<b>11-17</b>	<b>.647</b>	<b>21</b>	<b>52</b>	<b>73</b>	<b>2.5</b>	<b>42-0</b>	<b>17</b>	<b>26</b>	<b>13</b>	<b>11</b>	<b>89</b>	<b>3.1</b>

**Single Game Highs**

Statistic	Value	
Points	15	at Staten Island 11/23/21
Rebounds	9	at Staten Island 11/23/21
Assists	3	vs Bridgeport 12/12/21
Steals	2	at Staten Island 11/23/21
Blocks	2	vs West Liberty 11/16/19, vs St. Thomas Aquinas 03/07/20, at Staten Island 11/23/21
FG Made	7	at Staten Island 11/23/21
FG Attempts	11	at Staten Island 11/23/21
3FG Made	1	at Mercy 12/13/19, at Mercyhurst 11/18/21
3FG Attempts	2	4 times
FT Made	4	at West Tex. A&M 10/31/21
FT Attempts	4	at West Tex. A&M 10/31/21



**Daemen Men's Basketball**  
**Individual Career Summaries**  
**All games**

Page 4/11  
as of Mar 03, 2022

**FASOYIRO, Sean**

SEASON	TEAM	GP-GS	MIN/AVG	Field Goals		3-Point		F-Throws		Rebounds									Scoring	
				FG-FGA	FG%	3FG-3FGA	3FG%	FT-FTA	FT%	OFF	DEF	TOT	AVG	PF-FO	A	TO	BLK	STL	PTS	AVG
2017-18	FPU	24-0	197/8.2	19-48	.396	5-22	.227	10-19	.526	10	36	46	1.9	20-0	8	15	3	5	53	2.2
2018-19	FPU	29-7	508/17.5	71-167	.425	18-67	.269	62-82	.756	32	97	129	4.4	56-0	29	42	5	24	222	7.7
2019-20	FPU	28-8	610/21.8	79-173	.457	24-64	.375	37-53	.698	40	99	139	5.0	48-0	35	44	10	20	219	7.8
2020-21	Daemen	16-16	535/33.4	73-155	.471	24-69	.348	53-69	.768	23	90	113	7.1	39-1	63	50	9	23	223	13.9
2021-22	Daemen	27-27	794/29.4	129-275	.469	27-66	.409	64-77	.831	53	109	162	6.0	61-1	79	72	9	25	349	12.9
<b>TOTAL FOR Daemen</b>		<b>43-43</b>	<b>1329/30.9</b>	<b>202-430</b>	<b>.470</b>	<b>51-135</b>	<b>.378</b>	<b>117-146</b>	<b>.801</b>	<b>76</b>	<b>199</b>	<b>275</b>	<b>6.4</b>	<b>100-2</b>	<b>142</b>	<b>122</b>	<b>18</b>	<b>48</b>	<b>572</b>	<b>13.3</b>
<b>TOTAL</b>		<b>124-58</b>	<b>2644/21.3</b>	<b>371-818</b>	<b>.454</b>	<b>98-288</b>	<b>.340</b>	<b>226-300</b>	<b>.753</b>	<b>158</b>	<b>431</b>	<b>589</b>	<b>4.8</b>	<b>224-2</b>	<b>214</b>	<b>223</b>	<b>36</b>	<b>97</b>	<b>1066</b>	<b>8.6</b>

**Single Game Highs**

Statistic	Value	
Points	31	vs D'Youville 02/24/21
Rebounds	12	vs Molloy 01/14/22
Assists	9	vs Saint Rose 11/27/21
Steals	4	4 times
Blocks	3	vs D'Youville 02/24/21
FG Made	12	vs D'Youville 02/24/21
FG Attempts	23	vs Saint Rose 11/27/21
3FG Made	4	vs D'Youville 02/24/21
3FG Attempts	8	vs D'Youville 02/10/21
FT Made	8	vs Saint Rose 12/08/18, at D'Youville 02/15/21
FT Attempts	9	vs Saint Rose 12/08/18, vs Roberts Wesleyan 02/17/21, at West Tex. A&M 10/31/21





**Daemen Men's Basketball**  
**Individual Career Summaries**  
**All games**

Page 5/11  
as of Mar 03, 2022

**HARRIS, Kyle**

SEASON	TEAM	GP-GS	MIN/AVG	Field Goals		3-Point		F-Throws		Rebounds									Scoring	
				FG-FGA	FG%	3FG-3FGA	3FG%	FT-FTA	FT%	OFF	DEF	TOT	AVG	PF-FO	A	TO	BLK	STL	PTS	AVG
2019-20	Daemen	32-9	567/17.7	49-114	.430	27-71	.380	15-18	.833	13	76	89	2.8	57-1	31	30	5	9	140	4.4
2020-21	Daemen	16-14	518/32.4	68-170	.400	40-104	.385	24-27	.889	13	50	63	3.9	28-0	49	27	2	5	200	12.5
2021-22	Daemen	27-27	776/28.7	77-204	.377	54-141	.383	10-12	.833	14	91	105	3.9	59-3	75	34	12	12	218	8.1
<b>TOTAL</b>		<b>75-50</b>	<b>1860/24.8</b>	<b>194-488</b>	<b>.398</b>	<b>121-316</b>	<b>.383</b>	<b>49-57</b>	<b>.860</b>	<b>40</b>	<b>217</b>	<b>257</b>	<b>3.4</b>	<b>144-4</b>	<b>155</b>	<b>91</b>	<b>19</b>	<b>26</b>	<b>558</b>	<b>7.4</b>

**Single Game Highs**

Statistic	Value	
Points	22	at D'Youville 02/15/21, vs D'Youville 02/10/21
Rebounds	12	vs Bridgeport 12/12/21
Assists	8	at Roberts Wesleyan 02/08/21
Steals	3	at Roberts Wesleyan 02/02/22
Blocks	2	vs D'Youville 02/24/21, at Roberts Wesleyan 02/02/22, vs D'Youville 02/09/22
FG Made	8	at D'Youville 02/15/21
FG Attempts	15	at St. Thomas Aquinas 02/27/21, vs D'Youville 02/10/21, vs St. Thomas Aquinas 03/16/21
3FG Made	6	vs St. Thomas Aquinas 03/16/21
3FG Attempts	10	vs D'Youville 02/10/21, vs St. Thomas Aquinas 03/16/21, vs Bridgeport 12/12/21
FT Made	6	vs Roberts Wesleyan 03/05/21
FT Attempts	6	vs Roberts Wesleyan 03/05/21

**HEMPHILL, Justin**

SEASON	TEAM	GP-GS	MIN/AVG	Field Goals		3-Point		F-Throws		Rebounds									Scoring	
				FG-FGA	FG%	3FG-3FGA	3FG%	FT-FTA	FT%	OFF	DEF	TOT	AVG	PF-FO	A	TO	BLK	STL	PTS	AVG
2020-21	Daemen	6-1	78/13.1	9-18	.500	0-0	.000	5-7	.714	7	6	13	2.2	11-0	5	5	6	5	23	3.8
2021-22	Daemen	6-0	34/5.7	1-4	.250	0-0	.000	2-4	.500	0	7	7	1.2	7-0	2	6	3	1	4	0.7
<b>TOTAL</b>		<b>12-1</b>	<b>112/9.4</b>	<b>10-22</b>	<b>.455</b>	<b>0-0</b>	<b>.000</b>	<b>7-11</b>	<b>.636</b>	<b>7</b>	<b>13</b>	<b>20</b>	<b>1.7</b>	<b>18-0</b>	<b>7</b>	<b>11</b>	<b>9</b>	<b>6</b>	<b>27</b>	<b>2.3</b>

**Single Game Highs**

Statistic	Value	
Points	6	at Gannon 01/31/21, vs D'Youville 02/10/21
Rebounds	4	at D'Youville 02/15/21
Assists	2	at Roberts Wesleyan 02/11/21
Steals	2	at Gannon 01/31/21, at Roberts Wesleyan 02/11/21
Blocks	2	vs Gannon 01/29/21, vs D'Youville 02/10/21
FG Made	2	4 times
FG Attempts	5	at D'Youville 02/15/21, vs D'Youville 02/10/21
FT Made	2	at Gannon 01/31/21, vs D'Youville 02/10/21
FT Attempts	2	5 times



**Daemen Men's Basketball**  
**Individual Career Summaries**  
**All games**

Page 6/11  
as of Mar 03, 2022

**HIGGINS, Patrick**

				Field Goals		3-Point		F-Throws		Rebounds									Scoring	
SEASON	TEAM	GP-GS	MIN/AVG	FG-FGA	FG%	3FG-3FGA	3FG%	FT-FTA	FT%	OFF	DEF	TOT	AVG	PF-FO	A	TO	BLK	STL	PTS	AVG
2021-22	Daemen	2-0	12/6.0	1-4	.250	0-2	.000	0-0	.000	0	0	0	0.0	0-0	1	2	0	0	2	1.0
<b>TOTAL</b>		<b>2-0</b>	<b>12/6.0</b>	<b>1-4</b>	<b>.250</b>	<b>0-2</b>	<b>.000</b>	<b>0-0</b>	<b>.000</b>	<b>0</b>	<b>0</b>	<b>0</b>	<b>0.0</b>	<b>0-0</b>	<b>1</b>	<b>2</b>	<b>0</b>	<b>0</b>	<b>2</b>	<b>1.0</b>

**Single Game Highs**

Statistic	Value	
Points	2	vs Roberts Wesleyan 12/08/21
Assists	1	vs Roberts Wesleyan 12/08/21
FG Made	1	vs Roberts Wesleyan 12/08/21
FG Attempts	3	vs Roberts Wesleyan 12/08/21
3FG Attempts	2	vs Roberts Wesleyan 12/08/21

**HIND, Tyler**

				Field Goals		3-Point		F-Throws		Rebounds									Scoring	
SEASON	TEAM	GP-GS	MIN/AVG	FG-FGA	FG%	3FG-3FGA	3FG%	FT-FTA	FT%	OFF	DEF	TOT	AVG	PF-FO	A	TO	BLK	STL	PTS	AVG
2020-21	Daemen	16-0	131/8.2	12-27	.444	8-22	.364	2-3	.667	1	8	9	0.6	18-0	8	5	0	3	34	2.1
<b>TOTAL</b>		<b>16-0</b>	<b>131/8.2</b>	<b>12-27</b>	<b>.444</b>	<b>8-22</b>	<b>.364</b>	<b>2-3</b>	<b>.667</b>	<b>1</b>	<b>8</b>	<b>9</b>	<b>0.6</b>	<b>18-0</b>	<b>8</b>	<b>5</b>	<b>0</b>	<b>3</b>	<b>34</b>	<b>2.1</b>

**Single Game Highs**

Statistic	Value	
Points	8	vs West Tex. A&M 03/24/21
Rebounds	4	vs Mercy 02/20/21
Assists	2	vs Mercy 02/20/21, vs D'Youville 02/24/21
Steals	1	at D'Youville 02/15/21, vs D'Youville 02/10/21, at St. Thomas Aquinas 03/07/21
FG Made	3	vs D'Youville 02/24/21, vs West Tex. A&M 03/24/21
FG Attempts	6	vs D'Youville 02/24/21
3FG Made	2	vs D'Youville 02/10/21, vs West Tex. A&M 03/24/21
3FG Attempts	5	vs D'Youville 02/10/21
FT Made	1	at Gannon 01/31/21, vs Bloomfield 03/14/21
FT Attempts	2	vs Bloomfield 03/14/21



**Daemen Men's Basketball**  
Individual Career Summaries  
All games

Page 7/11  
as of Mar 03, 2022

**JOHNSON, Juston**

SEASON	TEAM			Field Goals		3-Point		F-Throws		Rebounds									Scoring	
		GP-GS	MIN/AVG	FG-FGA	FG%	3FG-3FGA	3FG%	FT-FTA	FT%	OFF	DEF	TOT	AVG	PF-FO	A	TO	BLK	STL	PTS	AVG
2020-21	Daemen	14-6	238/17.0	14-39	.359	7-19	.368	9-12	.750	3	13	16	1.1	26-1	24	22	1	12	44	3.1
2021-22	Daemen	18-1	198/11.0	13-33	.394	4-13	.308	9-11	.818	3	8	11	0.6	18-0	16	19	2	6	39	2.2
<b>TOTAL</b>		<b>32-7</b>	<b>436/13.6</b>	<b>27-72</b>	<b>.375</b>	<b>11-32</b>	<b>.344</b>	<b>18-23</b>	<b>.783</b>	<b>6</b>	<b>21</b>	<b>27</b>	<b>0.8</b>	<b>44-1</b>	<b>40</b>	<b>41</b>	<b>3</b>	<b>18</b>	<b>83</b>	<b>2.6</b>

**Single Game Highs**

Statistic	Value	
Points	8	at D'Youville 02/15/21, vs Bloomfield 03/14/21
Rebounds	5	vs D'Youville 02/24/21, vs Bridgeport 12/12/21
Assists	4	vs D'Youville 02/24/21, at D'Youville 02/15/21, vs Roberts Wesleyan 12/08/21
Steals	3	vs D'Youville 02/24/21, at Gannon 01/31/21
Blocks	1	vs D'Youville 02/24/21, vs Roberts Wesleyan 12/08/21, vs Bridgeport 12/12/21
FG Made	3	vs Bloomfield 03/14/21
FG Attempts	6	vs Bridgeport 12/12/21
3FG Made	2	at D'Youville 02/15/21, vs Bloomfield 03/14/21, vs Bridgeport 12/12/21
3FG Attempts	4	vs Bridgeport 12/12/21
FT Made	4	at Gannon 01/31/21
FT Attempts	6	at Gannon 01/31/21

**MACDONALD, Nick**

SEASON	TEAM			Field Goals		3-Point		F-Throws		Rebounds									Scoring	
		GP-GS	MIN/AVG	FG-FGA	FG%	3FG-3FGA	3FG%	FT-FTA	FT%	OFF	DEF	TOT	AVG	PF-FO	A	TO	BLK	STL	PTS	AVG
2019-20	Niag	32-2	433/13.5	44-107	.411	33-89	.371	22-22	1.000	6	26	32	1.0	24-0	11	12	0	11	143	4.5
2020-21	Niag	20-0	272/13.6	21-66	.318	17-56	.304	2-3	.667	2	25	27	1.4	25-0	8	6	0	6	61	3.1
2021-22	Daemen	27-1	528/19.5	59-147	.401	42-107	.393	37-40	.925	11	35	46	1.7	23-0	46	39	1	12	197	7.3
<b>TOTAL FOR Daemen</b>		<b>27-1</b>	<b>528/19.5</b>	<b>59-147</b>	<b>.401</b>	<b>42-107</b>	<b>.393</b>	<b>37-40</b>	<b>.925</b>	<b>11</b>	<b>35</b>	<b>46</b>	<b>1.7</b>	<b>23-0</b>	<b>46</b>	<b>39</b>	<b>1</b>	<b>12</b>	<b>197</b>	<b>7.3</b>
<b>TOTAL</b>		<b>79-3</b>	<b>1233/15.6</b>	<b>124-320</b>	<b>.388</b>	<b>92-252</b>	<b>.365</b>	<b>61-65</b>	<b>.938</b>	<b>19</b>	<b>86</b>	<b>105</b>	<b>1.3</b>	<b>72-0</b>	<b>65</b>	<b>57</b>	<b>1</b>	<b>29</b>	<b>401</b>	<b>5.1</b>

**Single Game Highs**

Statistic	Value	
Points	18	at Rider 02/09/20, vs Pace 01/05/22
Rebounds	5	vs Canisius 02/12/20, vs Mercy 02/20/22
Assists	4	at Le Moyne 12/06/21, at Roberts Wesleyan 02/02/22, at Bridgeport 02/05/22
Steals	3	vs Iona 03/12/21
Blocks	1	vs Bridgeport 12/12/21
FG Made	7	at Rider 02/09/20
FG Attempts	11	at Syracuse 12/03/20
3FG Made	5	at Marist 01/02/21
3FG Attempts	10	at Syracuse 12/03/20
FT Made	6	at Marist 02/23/20, vs Pace 01/05/22
FT Attempts	6	at Marist 02/23/20, vs Pace 01/05/22



**Daemen Men's Basketball**  
Individual Career Summaries  
All games

Page 8/11  
as of Mar 03, 2022

**MASON, Andrew**

				Field Goals		3-Point		F-Throws		Rebounds										Scoring	
SEASON	TEAM	GP-GS	MIN/AVG	FG-FGA	FG%	3FG-3FGA	3FG%	FT-FTA	FT%	OFF	DEF	TOT	AVG	PF-FO	A	TO	BLK	STL	PTS	AVG	
2020-21	Daemen	16-16	539/33.7	65-118	.551	38-78	.487	33-42	.786	17	81	98	6.1	28-0	52	30	2	14	201	12.6	
2021-22	Daemen	25-23	701/28.1	81-172	.471	56-126	.444	9-12	.750	13	80	93	3.7	19-0	52	24	1	17	227	9.1	
TOTAL		41-39	1240/30.2	146-290	.503	94-204	.461	42-54	.778	30	161	191	4.7	47-0	104	54	3	31	428	10.4	

**Single Game Highs**

Statistic	Value	
Points	25	at D'Youville 02/15/21
Rebounds	10	at Roberts Wesleyan 02/08/21, vs Roberts Wesleyan 02/17/21
Assists	6	4 times
Steals	3	at D'Youville 02/15/21, vs Dist. Columbia 01/30/22
Blocks	2	at St. Thomas Aquinas 02/27/21
FG Made	8	at D'Youville 02/15/21
FG Attempts	14	vs Roberts Wesleyan 02/17/21
3FG Made	5	at D'Youville 02/15/21, at St. Thomas Aquinas 03/07/21
3FG Attempts	9	at D'Youville 02/15/21, vs Bridgeport 12/12/21
FT Made	6	at Roberts Wesleyan 02/08/21
FT Attempts	7	vs Gannon 01/29/21

**OSORIO, Sayeed**

				Field Goals		3-Point		F-Throws		Rebounds									Scoring	
SEASON	TEAM	GP-GS	MIN/AVG	FG-FGA	FG%	3FG-3FGA	3FG%	FT-FTA	FT%	OFF	DEF	TOT	AVG	PF-FO	A	TO	BLK	STL	PTS	AVG
2020-21	Daemen	8-0	12/1.5	3-10	.300	0-3	.000	0-1	.000	2	4	6	0.8	1-0	0	1	0	0	6	0.8
2021-22	Daemen	11-1	30/2.7	6-11	.545	1-1	1.000	3-5	.600	1	4	5	0.5	1-0	2	4	1	4	16	1.5
TOTAL		19-1	41/2.2	9-21	.429	1-4	.250	3-6	.500	3	8	11	0.6	2-0	2	5	1	4	22	1.2

**Single Game Highs**

Statistic	Value	
Points	8	vs D'Youville 02/09/22
Rebounds	3	vs D'Youville 02/24/21
Assists	1	vs Molloy 01/14/22, at Bridgeport 02/05/22
Steals	2	vs D'Youville 02/09/22
Blocks	1	vs Mercy 02/20/22
FG Made	3	vs D'Youville 02/09/22
FG Attempts	4	at D'Youville 02/15/21
3FG Made	1	vs D'Youville 02/09/22
3FG Attempts	2	vs Mercy 02/20/21
FT Made	1	at Bridgeport 02/05/22, vs D'Youville 02/09/22, vs Mercy 02/20/22
FT Attempts	2	at Bridgeport 02/05/22, vs Mercy 02/20/22



**Daemen Men's Basketball**  
**Individual Career Summaries**  
**All games**

Page 9/11  
as of Mar 03, 2022

**POUMPEY, Justin**

				Field Goals		3-Point		F-Throws		Rebounds										Scoring	
SEASON	TEAM	GP-GS	MIN/AVG	FG-FGA	FG%	3FG-3FGA	3FG%	FT-FTA	FT%	OFF	DEF	TOT	AVG	PF-FO	A	TO	BLK	STL		PTS	AVG
2021-22	Daemen	14-0	78/5.6	2-8	.250	1-2	.500	2-2	1.000	2	10	12	0.9	3-0	10	4	2	4		7	0.5
<b>TOTAL</b>		<b>14-0</b>	<b>78/5.6</b>	<b>2-8</b>	<b>.250</b>	<b>1-2</b>	<b>.500</b>	<b>2-2</b>	<b>1.000</b>	<b>2</b>	<b>10</b>	<b>12</b>	<b>0.9</b>	<b>3-0</b>	<b>10</b>	<b>4</b>	<b>2</b>	<b>4</b>		<b>7</b>	<b>0.5</b>

**Single Game Highs**

Statistic	Value	
Points	3	vs Staten Island 01/28/22
Rebounds	5	vs Mercy 02/20/22
Assists	3	at Bridgeport 02/05/22, vs D'Youville 02/09/22
Steals	2	vs Mercy 02/20/22
Blocks	1	at Bridgeport 02/05/22, vs Mercy 02/20/22
FG Made	1	vs Staten Island 01/28/22, vs Mercy 02/20/22
FG Attempts	2	vs D'Youville 02/09/22, vs Mercy 02/20/22
3FG Made	1	vs Staten Island 01/28/22
3FG Attempts	1	vs Staten Island 01/28/22, vs St. Thomas Aquinas 02/18/22
FT Made	2	at Bridgeport 02/05/22
FT Attempts	2	at Bridgeport 02/05/22

**SALZBERG, Ryan**

				Field Goals		3-Point		F-Throws		Rebounds										Scoring	
SEASON	TEAM	GP-GS	MIN/AVG	FG-FGA	FG%	3FG-3FGA	3FG%	FT-FTA	FT%	OFF	DEF	TOT	AVG	PF-FO	A	TO	BLK	STL		PTS	AVG
2019-20	Daemen	23-0	101/4.4	10-18	.556	6-12	.500	2-3	.667	2	7	9	0.4	7-0	6	1	1	6		28	1.2
2020-21	Daemen	16-12	466/29.1	47-113	.416	26-73	.356	18-24	.750	6	36	42	2.6	29-0	36	31	1	6		138	8.6
2021-22	Daemen	25-24	756/30.3	68-173	.393	34-95	.358	14-19	.737	7	61	68	2.7	27-0	85	41	3	28		184	7.4
<b>TOTAL</b>		<b>64-36</b>	<b>1323/20.7</b>	<b>125-304</b>	<b>.411</b>	<b>66-180</b>	<b>.367</b>	<b>34-46</b>	<b>.739</b>	<b>15</b>	<b>104</b>	<b>119</b>	<b>1.9</b>	<b>63-0</b>	<b>127</b>	<b>73</b>	<b>5</b>	<b>40</b>		<b>350</b>	<b>5.5</b>

**Single Game Highs**

Statistic	Value	
Points	17	at Roberts Wesleyan 02/11/21, at Dist. Columbia 12/20/21
Rebounds	8	at Dist. Columbia 12/20/21
Assists	8	at Bridgeport 02/05/22
Steals	3	vs MSU Moorhead 10/29/21
Blocks	1	5 times
FG Made	7	at Dist. Columbia 12/20/21
FG Attempts	13	vs St. Thomas Aquinas 02/18/22
3FG Made	4	at Roberts Wesleyan 02/11/21, at St. Thomas Aquinas 02/28/21
3FG Attempts	9	vs St. Thomas Aquinas 02/18/22
FT Made	4	vs St. Thomas Aquinas 02/18/22
FT Attempts	4	at D'Youville 02/15/21, vs Dist. Columbia 01/30/22, vs St. Thomas Aquinas 02/18/22





**Daemen Men's Basketball**  
**Individual Career Summaries**  
**All games**

Page 10/11  
as of Mar 03, 2022

**SISCHO, Andrew**

SEASON	TEAM	GP-GS	MIN/AVG	Field Goals		3-Point		F-Throws		Rebounds									Scoring	
				FG-FGA	FG%	3FG-3FGA	3FG%	FT-FTA	FT%	OFF	DEF	TOT	AVG	PF-FO	A	TO	BLK	STL	PTS	AVG
2017-18	Daemen	30-18	706/23.5	195-345	.565	3-17	.176	69-106	.651	89	172	261	8.7	71-0	28	65	25	11	462	15.4
2018-19	Daemen	28-26	832/29.7	229-391	.586	4-8	.500	123-169	.728	106	176	282	10.1	72-0	30	58	28	24	585	20.9
2019-20	Daemen	31-29	1054/34.0	298-462	.645	13-29	.448	164-222	.739	138	224	362	11.7	100-1	49	102	35	27	773	24.9
2020-21	Daemen	15-15	526/35.1	160-254	.630	4-19	.211	79-117	.675	71	124	195	13.0	49-2	22	56	16	7	403	26.9
2021-22	Daemen	27-26	854/31.6	240-404	.594	4-14	.286	122-184	.663	116	234	350	13.0	72-2	34	68	18	17	606	22.4
<b>TOTAL</b>		<b>131-114</b>	<b>3972/30.3</b>	<b>1122-1856</b>	<b>.605</b>	<b>28-87</b>	<b>.322</b>	<b>557-798</b>	<b>.698</b>	<b>520</b>	<b>930</b>	<b>1450</b>	<b>11.1</b>	<b>364-5</b>	<b>163</b>	<b>349</b>	<b>122</b>	<b>86</b>	<b>2829</b>	<b>21.6</b>

**Single Game Highs**

Statistic	Value	
Points	47	vs Queens (NY) 03/04/20
Rebounds	23	vs Molloy 02/16/18
Assists	7	at Dist. Columbia 12/20/21
Steals	4	at USciences 11/30/19, at Saint Rose 12/19/19
Blocks	5	vs Felician 11/08/19
FG Made	19	vs Queens (NY) 03/04/20
FG Attempts	29	vs Queens (NY) 03/04/20
3FG Made	2	vs Queens (NY) 03/04/20, at St. Thomas Aquinas 02/27/21
3FG Attempts	3	at St. Thomas Aquinas 12/15/19, vs Queens (NY) 03/04/20, at St. Thomas Aquinas 02/28/21
FT Made	12	vs Molloy 02/16/18, at D'Youville 01/08/22, vs Pace 01/05/22
FT Attempts	18	at D'Youville 01/08/22



**Daemen Men's Basketball**  
**Individual Career Summaries**  
**All games**

Page 11/11  
as of Mar 03, 2022

**VEIGA, Zecaree**

				Field Goals		3-Point		F-Throws		Rebounds									Scoring	
SEASON	TEAM	GP-GS	MIN/AVG	FG-FGA	FG%	3FG-3FGA	3FG%	FT-FTA	FT%	OFF	DEF	TOT	AVG	PF-FO	A	TO	BLK	STL	PTS	AVG
2019-20	RWC	9-8	263/29.2	35-81	.432	10-32	.313	12-26	.462	12	23	35	3.9	23-0	12	19	1	9	92	10.2
2020-21	RWC	15-0	156/10.4	31-64	.484	6-21	.286	7-10	.700	8	17	25	1.7	27-1	5	12	4	4	75	5.0
2021-22	Daemen	22-1	171/7.8	24-51	.471	7-18	.389	17-18	.944	7	23	30	1.4	21-0	15	10	2	2	72	3.3
<b>TOTAL FOR Daemen</b>		<b>22-1</b>	<b>171/7.8</b>	<b>24-51</b>	<b>.471</b>	<b>7-18</b>	<b>.389</b>	<b>17-18</b>	<b>.944</b>	<b>7</b>	<b>23</b>	<b>30</b>	<b>1.4</b>	<b>21-0</b>	<b>15</b>	<b>10</b>	<b>2</b>	<b>2</b>	<b>72</b>	<b>3.3</b>
<b>TOTAL</b>		<b>46-9</b>	<b>590/12.8</b>	<b>90-196</b>	<b>.459</b>	<b>23-71</b>	<b>.324</b>	<b>36-54</b>	<b>.667</b>	<b>27</b>	<b>63</b>	<b>90</b>	<b>2.0</b>	<b>71-1</b>	<b>32</b>	<b>41</b>	<b>7</b>	<b>15</b>	<b>239</b>	<b>5.2</b>

**Single Game Highs**

Statistic	Value	
Points	19	vs Walsh 11/26/19
Rebounds	6	vs Edinboro 11/14/19, at Mansfield 12/04/19, vs D'Youville 02/20/21
Assists	3	vs Queens (NY) 01/16/22
Steals	2	vs Nyack 11/08/19, vs Walsh 11/26/19, at Mercyhurst 01/19/21
Blocks	1	7 times
FG Made	8	vs Walsh 11/26/19
FG Attempts	13	vs Walsh 11/26/19
3FG Made	3	vs Walsh 11/26/19
3FG Attempts	6	vs Edinboro 11/14/19, vs Walsh 11/26/19
FT Made	7	vs Mercy 02/20/22
FT Attempts	7	vs Mercy 02/20/22